



# SZABO SCANDIC

Part of Europa Biosite

## Produktinformation



Forschungsprodukte & Biochemikalien



Zellkultur & Verbrauchsmaterial



Diagnostik & molekulare Diagnostik



Laborgeräte & Service

Weitere Information auf den folgenden Seiten!  
See the following pages for more information!



### Lieferung & Zahlungsart

siehe unsere [Liefer- und Versandbedingungen](#)

### Zuschläge

- Mindermengenzuschlag
- Trockeneiszuschlag
- Gefahrgutzuschlag
- Expressversand

### SZABO-SCANDIC HandelsgmbH

Quellenstraße 110, A-1100 Wien

T. +43(0)1 489 3961-0

F. +43(0)1 489 3961-7

[mail@szabo-scandic.com](mailto:mail@szabo-scandic.com)

[www.szabo-scandic.com](http://www.szabo-scandic.com)

[linkedin.com/company/szaboscandic](https://www.linkedin.com/company/szaboscandic) 



## HLA-DQB2 purified MaxPab mouse polyclonal antibody (B01P) MaxPab®

Catalog # : H00003120-B01P

規格 : [ 50 ug ]

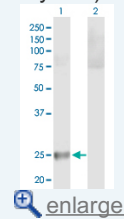
[List All](#)

### Specification

<b>Product Description:</b>	Mouse polyclonal antibody raised against a full-length human HLA-DQB2 protein.
<b>Immunogen:</b>	HLA-DQB2 (NP_872355.1, 1 a.a. ~ 231 a.a) full-length human protein.
<b>Sequence:</b>	MSWKMALQIPGGFWAAAVTVMLVMLSTPVAEARDFPKDFLVQFKGMC YFTNGTERVRGVARYIYNREEYGRFSDVGEFQAVTELGRSIEDWNNYK DFLEQERAAVDKVCRRHNYEALRRTLQRQVEPTVTISPSRTEALNHHNLL VCSVTDIFYPAQIKVQWFRNDQEETAGVVSTSLIRNGDWTFQILVMLEITP QRGDIYTCQVEHPSLQSPITVEWRPRGPPAGLLH
<b>Host:</b>	Mouse
<b>Reactivity:</b>	Human
<b>Quality Control Testing:</b>	Antibody reactive against mammalian transfected lysate.
<b>Storage Buffer:</b>	In 1x PBS, pH 7.4
<b>Storage Instruction:</b>	Store at -20°C or lower. Aliquot to avoid repeated freezing and thawing.
<b>MSDS:</b>	 <a href="#">Download</a>
<b>Datasheet:</b>	 <a href="#">Download</a>

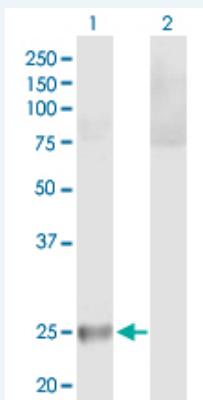
### Application Image

Western Blot (Transfected lysate)



### Applications

#### Western Blot (Transfected lysate)



Western Blot analysis of HLA-DQB2 expression in transfected 293T cell line ([H00003120-T01](#)) by HLA-DQB2 MaxPab polyclonal antibody.

Lane 1: HLA-DQB2 transfected lysate(26.50 KDa).

Lane 2: Non-transfected lysate.

 [Protocol Download](#)

### Gene Information

Entrez GeneID: [3120](#)

GeneBank [NM\\_182549](#)  
Accession#:

Protein [NP\\_872355.1](#)  
Accession#:

Gene Name: HLA-DQB2

Gene Alias: HLA-DQB1,HLA-DXB

Gene Description: major histocompatibility complex, class II, DQ beta 2

Gene Ontology: [Hyperlink](#)

Other Designations: -

#### Related Disease

[Abortion](#), [Spontaneous Arthritis](#), [Rheumatoid Coronary Aneurysm](#)  
[Genetic Predisposition to Disease](#) [Lupus Erythematosus](#), [Systemic Mucocutaneous Lymph Node Syndrome](#)

[服務條款](#) | [隱私權政策](#) | [著作及商標](#) | [網站地圖](#)

©2016 亞諾法生技股份有限公司 Abnova Corporation. 版權所有.