



SZABO SCANDIC

Part of Europa Biosite

Produktinformation



Forschungsprodukte & Biochemikalien



Zellkultur & Verbrauchsmaterial



Diagnostik & molekulare Diagnostik



Laborgeräte & Service

Weitere Information auf den folgenden Seiten!
See the following pages for more information!



Lieferung & Zahlungsart

siehe unsere [Liefer- und Versandbedingungen](#)

Zuschläge

- Mindermengenzuschlag
- Trockeneiszuschlag
- Gefahrgutzuschlag
- Expressversand

SZABO-SCANDIC HandelsgmbH

Quellenstraße 110, A-1100 Wien

T. +43(0)1 489 3961-0

F. +43(0)1 489 3961-7

mail@szabo-scandic.com

www.szabo-scandic.com

[linkedin.com/company/szaboscandic](https://www.linkedin.com/company/szaboscandic) 

HLF monoclonal antibody (M05), clone 2C9

Catalog # : H00003131-M05

規格 : [100 ug]

List All

Specification

Product Description: Mouse monoclonal antibody raised against a full length recombinant HLF.

Immunogen: HLF (AAH36093, 1 a.a. ~ 295 a.a) full-length recombinant protein with GST tag. MW of the GST tag alone is 26 KDa.


Sequence:
 MEKMSRPLPLNPTFIPPPYGVLRSLLLENPLKLPLHHEDAFSKDKDKEKLL
 DDESNSPTVPQSAFLGPTLWDKTLPYDGDTFQLEYMDLEEFLENGIPP
 SPSQHDHSPHPPGLQPASSAAPSVM DLSSRASAPLHPGIPSPNCMQSPIR
 PGQLLPANRNTPSIDPDTIQVPVGYEPDPADLALSSIPGQEMFDPRKRK
 FSEEELKPQPMIKKARKVFI PDDLKDDKYWARRRKNMMAAKRSRDARRL
 KENQIAIRASFLEKENSALRQEVADLRKELGKCKNILAKYEARHGPL

Host: Mouse

Reactivity: Human

Isotype: IgG1 Kappa

Quality Control Testing: Antibody Reactive Against Recombinant Protein.



Western Blot detection against Immunogen (58.19 KDa) .

Storage Buffer: In 1x PBS, pH 7.4

Storage Instruction: Store at -20°C or lower. Aliquot to avoid repeated freezing and thawing.

MSDS: [Download](#)

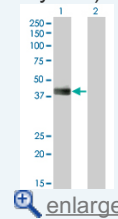
Datasheet: [Download](#)

Applications

Western Blot (Transfected lysate)

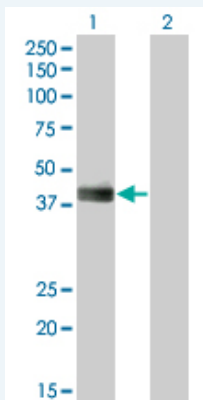
Application Image

Western Blot (Transfected lysate)



Western Blot (Recombinant protein)

ELISA



Western Blot analysis of HLF expression in transfected 293T cell line by HLF monoclonal antibody (M05), clone 2C9.

Lane 1: HLF transfected lysate(33.2 KDa).
Lane 2: Non-transfected lysate.

[Protocol Download](#)

Western Blot (Recombinant protein)

[Protocol Download](#)

ELISA

Gene Information

Entrez GeneID: [3131](#)

GeneBank Accession#: [BC036093](#)

Protein Accession#: [AAH36093](#)

Gene Name: HLF

Gene Alias: MGC33822

Gene Description: hepatic leukemia factor

Omim ID: [142385](#)

Gene Ontology: [Hyperlink](#)

Gene Summary: This gene encodes a member of the proline and acidic-rich (PAR) protein family, a subset of the bZIP transcription factors. The encoded protein forms homodimers or heterodimers with other PAR family members and binds sequence-specific promoter elements to activate transcription. Chromosomal translocations fusing portions of this gene with the E2A gene cause a subset of childhood B-lineage acute lymphoid leukemias. Alternatively spliced transcript variants have been described, but their biological validity has not been determined. [provided by RefSeq]

Other Designations: -