



SZABO SCANDIC

Part of Europa Biosite

Produktinformation



Forschungsprodukte & Biochemikalien



Zellkultur & Verbrauchsmaterial



Diagnostik & molekulare Diagnostik



Laborgeräte & Service

Weitere Information auf den folgenden Seiten!
See the following pages for more information!



Lieferung & Zahlungsart

siehe unsere [Liefer- und Versandbedingungen](#)

Zuschläge

- Mindermengenzuschlag
- Trockeneiszuschlag
- Gefahrgutzuschlag
- Expressversand

SZABO-SCANDIC HandelsgmbH

Quellenstraße 110, A-1100 Wien

T. +43(0)1 489 3961-0

F. +43(0)1 489 3961-7

mail@szabo-scandic.com

www.szabo-scandic.com

[linkedin.com/company/szaboscandic](https://www.linkedin.com/company/szaboscandic) 

HLX purified MaxPab mouse polyclonal antibody (B01P) MaxPab®

Catalog # : H00003142-B01P

規格 : [50 ug]

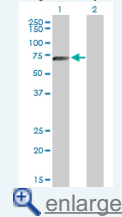
[List All](#)

Specification

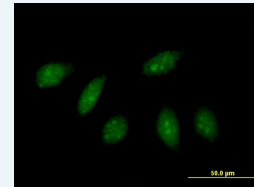
Product Description:	Mouse polyclonal antibody raised against a full-length human HLX protein.
Immunogen:	HLX (NP_068777.1, 1 a.a. ~ 488 a.a) full-length human protein.
Sequence:	MFAAGLAPFYASNFSLWSAAYCSSAGPGGCSFPLDPAAVKKPSFCIADIL HAGVGD LGAAPEGLAGASAAALTAHLGSVHPHASFQAAARSPLRPTPVV APSEVPAGFPQRLSPLSAAYHHHPQQQQQQQPQQQPPPPPRAGA LQPPASGTRVVPNPHHSGSAPAPSSKDLKFGIDRILSAEFDPKVKEGNTL RDLTSLLTGGRPAGVHLSGLQPSAGQFFASLDPINEASAILSPLNSNPRN SVQHQFQDTFPGPYAVLTKDTPQTYKRKRSWSRAVFSNLQRKGLEK RFEIQKYVTKPDRKQLAAMLGLTDAQVKWWFQNRMMKWRHSKEAQAQ KDKDKEAGEKPSGGAPAADGEQDERSPSRSEGEAESESSDSESLDMAP SDTERTEGSESLHQTTVIKAPVTGALITASSAGSGGSSGGGNSFSFS SASSLSSSSTAGCASSLGGGGASELLPATQPTASSAPKSPEPAQAGAL GCL
Host:	Mouse
Reactivity:	Human
Quality Control Testing:	Antibody reactive against mammalian transfected lysate.
Storage Buffer:	In 1x PBS, pH 7.4
Storage Instruction:	Store at -20°C or lower. Aliquot to avoid repeated freezing and thawing.
MSDS:	Download
Datasheet:	Download

Application Image

Western Blot (Transfected lysate)



Immunofluorescence

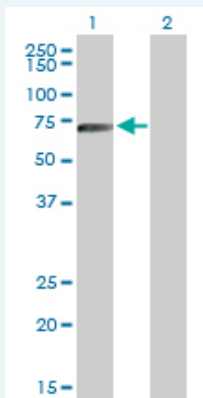


Publication Reference

1. [Interplay between Homeobox proteins and Polycomb repressive complexes in p16INK4a regulation.](#)
Martin N, Popov N, Aguiló FEMBO J. 2013 Mar 1. doi: 10.1038/emboj.2013.37.

Applications

Western Blot (Transfected lysate)

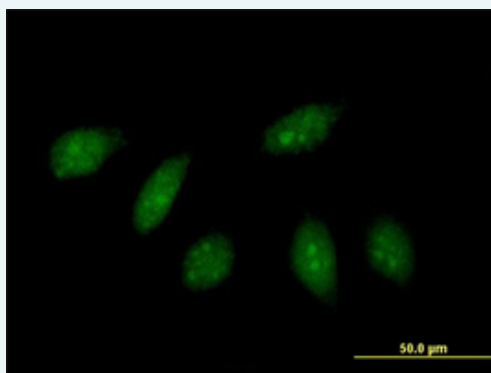


Western Blot analysis of HLX expression in transfected 293T cell line ([H00003142-T01](#)) by HLX MaxPab polyclonal antibody.

Lane 1: HLX1 transfected lysate(53.68 KDa).
Lane 2: Non-transfected lysate.

[Protocol Download](#)

Immunofluorescence



enlarge this image

Immunofluorescence of purified MaxPab antibody to HLX on HeLa cell. [antibody concentration 10 ug/ml]

[Protocol Download](#)

Gene Information

Entrez GeneID: [3142](#)

GeneBank [NM_021958.2](#)
Accession#:

Protein [NP_068777.1](#)
Accession#:

Gene Name: HLX

Gene Alias: HB24,HLX1

Gene Description: H2.0-like homeobox

Omim ID: [142995](#)

Gene Ontology: [Hyperlink](#)

Other Designations: H2.0-like homeo box 1,H2.0-like homeo box-1,H2.0-like homeobox
1,OTTHUMP00000035459,homeobox

Related Disease

[Asthma](#) [Asthma Genetic Predisposition to Disease](#) [Leukemia, Myelocytic, Acute Neoplasms, Second Primary](#)

[服務條款](#) | [隱私權政策](#) | [著作及商標](#) | [網站地圖](#)

©2016 亞諾法生技股份有限公司 Abnova Corporation. 版權所有.