



SZABO SCANDIC

Part of Europa Biosite

Produktinformation



Forschungsprodukte & Biochemikalien



Zellkultur & Verbrauchsmaterial



Diagnostik & molekulare Diagnostik



Laborgeräte & Service

Weitere Information auf den folgenden Seiten!
See the following pages for more information!



Lieferung & Zahlungsart

siehe unsere [Liefer- und Versandbedingungen](#)

Zuschläge

- Mindermengenzuschlag
- Trockeneiszuschlag
- Gefahrgutzuschlag
- Expressversand

SZABO-SCANDIC HandelsgmbH

Quellenstraße 110, A-1100 Wien

T. +43(0)1 489 3961-0

F. +43(0)1 489 3961-7

mail@szabo-scandic.com

www.szabo-scandic.com

[linkedin.com/company/szaboscandic](https://www.linkedin.com/company/szaboscandic) 

HMBS MaxPab mouse polyclonal antibody (B01) MaxPab®

Catalog # : H00003145-B01

規格 : [50 uL]

[List All](#)

Specification

Product Description: Mouse polyclonal antibody raised against a full-length human HMBS protein.

Immunogen: HMBS (NP_000181.2, 1 a.a. ~ 361 a.a) full-length human protein.

Sequence:
 MSGNGNAAATAEENSPKMRVIRVGTRKSQLARIQTDSVVATLKASYPGL
 QFEIIMSTTGDKILDTALSKIGEKSLFTKELEHALEKNEVDLVVHSLKDLP
 TVLPPGFTIGAICKRENPHDAVVFHPKFVVGKTLETLPKESVVGTSLLRRA
 AQLQRKFPHFLEFRSIRGNLNTLRKLEQQEFSAIILATAGLQRMGWHN
 RVGQILHPEECMYAVGQGALGVEVRAKDQDILDVGVLDHPETLLRCIAE
 RAFLRHLEGGCSVPVAVHTAMKDGQLYLTTGGVWSLDGDSDSIQETMQAT
 IHVPAQHEDGPEDDPQLVGITARNIPRGPQLAAQNLGISLANLLL SKGAKNI
 LDVARQLNDAH

Host: Mouse

Reactivity: Human

Quality Control Testing: Antibody reactive against mammalian transfected lysate.

Storage Buffer: No additive

Storage Instruction: Store at -20°C or lower. Aliquot to avoid repeated freezing and thawing.

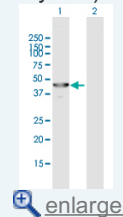
Note: For IHC and IF applications, antibody purification with Protein A will be needed prior to use.


MSDS:  [Download](#)

Datasheet:  [Download](#)

Application Image

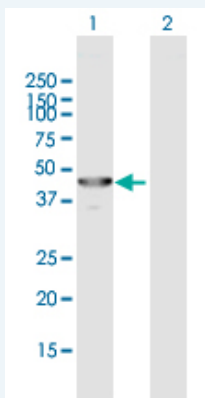
Western Blot (Transfected lysate)



 [enlarge](#)

Applications

Western Blot (Transfected lysate)



Western Blot analysis of HMBS expression in transfected 293T cell line (H00003145-T01) by HMBS MaxPab polyclonal antibody.

Lane 1: HMBS transfected lysate(39.71 KDa).

Gene Information

Entrez GeneID: [3145](#)

**GeneBank
Accession#:** [NM_000190.3](#)

**Protein
Accession#:** [NP_000181.2](#)

Gene Name: HMBS

Gene Alias: PBG-D,PBGD,UPS

**Gene
Description:** hydroxymethylbilane synthase

Omim ID: [176000](#), [609806](#)

Gene Ontology: [Hyperlink](#)

Gene Summary: This gene encodes a member of the hydroxymethylbilane synthase superfamily. The encoded protein is the third enzyme of the heme biosynthetic pathway and catalyzes the head to tail condensation of four porphobilinogen molecules into the linear hydroxymethylbilane. Mutations in this gene are associated with the autosomal dominant disease acute intermittent porphyria. Alternatively spliced transcript variants encoding different isoforms have been described. [provided by RefSeq]

**Other
Designations:** porphobilinogen deaminase,pre-uroporphyrinogen synthase,uroporphyrinogen I synthase,uroporphyrinogen I synthetase

Gene Pathway

[Metabolic pathways](#) [Porphyrin and chlorophyll metabolism](#)

Related Disease

[Abdominal Pain](#) [Cardiovascular Diseases](#) [Diabetes Mellitus, Type 2](#) [Edema](#) [Porphyria](#)
[Porphyria, Acute Intermittent](#)