



# SZABO SCANDIC

Part of Europa Biosite

## Produktinformation



Forschungsprodukte & Biochemikalien



Zellkultur & Verbrauchsmaterial



Diagnostik & molekulare Diagnostik



Laborgeräte & Service

Weitere Information auf den folgenden Seiten!  
See the following pages for more information!



### Lieferung & Zahlungsart

siehe unsere [Liefer- und Versandbedingungen](#)

### Zuschläge

- Mindermengenzuschlag
- Trockeneiszuschlag
- Gefahrgutzuschlag
- Expressversand

### SZABO-SCANDIC HandelsgmbH

Quellenstraße 110, A-1100 Wien

T. +43(0)1 489 3961-0

F. +43(0)1 489 3961-7

[mail@szabo-scandic.com](mailto:mail@szabo-scandic.com)

[www.szabo-scandic.com](http://www.szabo-scandic.com)

[linkedin.com/company/szaboscandic](https://www.linkedin.com/company/szaboscandic) 



## HMBS monoclonal antibody (M02), clone 2B12

Catalog # : H00003145-M02

規格 : [ 100 ug ]

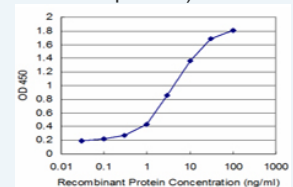
[List All](#)


### Specification

<b>Product Description:</b>	Mouse monoclonal antibody raised against a full-length recombinant HMBS.
<b>Immunogen:</b>	HMBS (AAH00520.1, 1 a.a. ~ 361 a.a) full-length recombinant protein with GST tag. MW of the GST tag alone is 26 KDa.
<b>Sequence:</b>	MSGNGNAAATAEENSPKMRVIRVGTRKSQLARIQTDSVATLKASY PGL QFEIAMSTTGDKIPDTALSKIGEKSLFTKELEHALEKNEVDLVHSLKDLP TVLPPGF TIGAICKRENPHDAVVFHPKFV GKTLETLPKESVVG TSSLRRA AQLQRKFP HLEFRSIRGNL NTRLRKLDEQQEFSAIILATAGLQRMGWHN RVGQILHPEECMYAVGQ GALGVEVRAKDQDILDVGV LHDPETLLRCIAE RAFLRHLEGGCSVPVAVHTAMKDGQLYLTGGVWSLDGSDSIQETMQAT IHVPAQHEDGPEDDPQLVGITARNIPRGPQLAAQNLGISLANLLLSKGAKNI LDVARQLNDAH
<b>Host:</b>	Mouse
<b>Reactivity:</b>	Human
<b>Isotype:</b>	IgG2a Kappa
<b>Quality Control Testing:</b>	Antibody Reactive Against Recombinant Protein.
<b>Storage Buffer:</b>	In 1x PBS, pH 7.4
<b>Storage Instruction:</b>	Store at -20°C or lower. Aliquot to avoid repeated freezing and thawing.
<b>MSDS:</b>	 <a href="#">Download</a>
<b>Datasheet:</b>	 <a href="#">Download</a>

### Application Image

Sandwich ELISA (Recombinant protein)

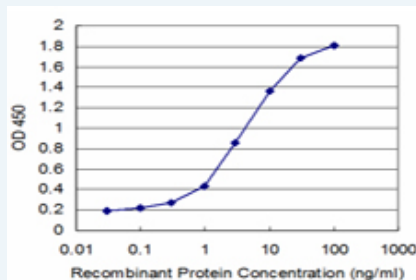


 [enlarge](#)

ELISA

### Applications

Sandwich ELISA (Recombinant protein)



Detection limit for recombinant GST tagged HMBS is approximately 0.1ng/ml as a capture antibody.

 [Protocol Download](#)

ELISA

Gene Information

**Entrez GeneID:** [3145](#)

**GeneBank  
Accession#:** [BC000520](#)

**Protein  
Accession#:** [AAH00520.1](#)

**Gene Name:** HMBS

**Gene Alias:** PBG-D,PBGD,UPS

**Gene  
Description:** hydroxymethylbilane synthase

**Omim ID:** [176000](#), [609806](#)

**Gene Ontology:** [Hyperlink](#)

**Gene Summary:** This gene encodes a member of the hydroxymethylbilane synthase superfamily. The encoded protein is the third enzyme of the heme biosynthetic pathway and catalyzes the head to tail condensation of four porphobilinogen molecules into the linear hydroxymethylbilane. Mutations in this gene are associated with the autosomal dominant disease acute intermittent porphyria. Alternatively spliced transcript variants encoding different isoforms have been described. [provided by RefSeq]

**Other  
Designations:** porphobilinogen deaminase,pre-uroporphyrinogen synthase,uroporphyrinogen I synthase,uroporphyrinogen I synthetase

### Gene Pathway

[Metabolic pathways](#) [Porphyrin and chlorophyll metabolism](#)

### Related Disease

[Abdominal Pain](#) [Cardiovascular Diseases](#) [Diabetes Mellitus, Type 2](#) [Edema](#) [Porphyria](#)  
[Porphyria, Acute Intermittent](#)

[服務條款](#) | [隱私權政策](#) | [著作及商標](#) | [網站地圖](#)

©2016 亞諾法生技股份有限公司 Abnova Corporation. 版權所有.