



SZABO SCANDIC

Part of Europa Biosite

Produktinformation



Forschungsprodukte & Biochemikalien



Zellkultur & Verbrauchsmaterial



Diagnostik & molekulare Diagnostik



Laborgeräte & Service

Weitere Information auf den folgenden Seiten!
See the following pages for more information!



Lieferung & Zahlungsart

siehe unsere [Liefer- und Versandbedingungen](#)

Zuschläge

- Mindermengenzuschlag
- Trockeneiszuschlag
- Gefahrgutzuschlag
- Expressversand

SZABO-SCANDIC HandelsgmbH

Quellenstraße 110, A-1100 Wien

T. +43(0)1 489 3961-0

F. +43(0)1 489 3961-7

mail@szabo-scandic.com

www.szabo-scandic.com

[linkedin.com/company/szaboscandic](https://www.linkedin.com/company/szaboscandic) 



HMGB3 purified MaxPab mouse polyclonal antibody (B01P) MaxPab®

Catalog # : H00003149-B01P

規格 : [50 ug]

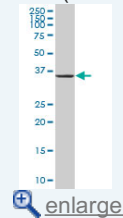
[List All](#)

Specification

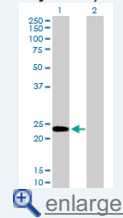
| | |
|---------------------------------|---|
| Product Description: | Mouse polyclonal antibody raised against a full-length human HMGB3 protein. |
| Immunogen: | HMGB3 (NP_005333.2, 1 a.a. ~ 200 a.a) full-length human protein. |
| Sequence: | MAKGDPKPKGKMSAYAFFVQTCREEHKKKNPEVPVNF AEF SKKCSER WKTMSGKEKSKFDEMAKADKVRDYDREMKDYGPAKGGKKKKDPNAPKR PPSGFFLFCSEFRPKIKSTNPGISIGDVAKKLGEMWNNLNDSEKQPYITKA AKLKEYEKDVADYKSKGKFDGAKGPAKVARKKVEEEDEEEEEEEEEEEE EEEE |
| Host: | Mouse |
| Reactivity: | Human |
| Quality Control Testing: | Antibody reactive against mammalian transfected lysate. |
| Storage Buffer: | In 1x PBS, pH 7.4 |
| Storage Instruction: | Store at -20°C or lower. Aliquot to avoid repeated freezing and thawing. |
| MSDS: |  Download |
| Datasheet: |  Download |

Application Image

Western Blot (Tissue lysate)

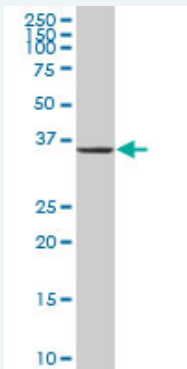


Western Blot (Transfected lysate)



Applications

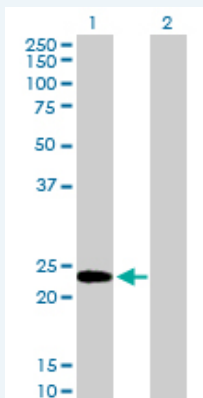
Western Blot (Tissue lysate)



HMGB3 MaxPab polyclonal antibody. Western Blot analysis of HMGB3 expression in human placenta.

 [Protocol Download](#)

Western Blot (Transfected lysate)



Western Blot analysis of HMGB3 expression in transfected 293T cell line (H00003149-T01) by HMGB3 MaxPab polyclonal antibody.

Lane 1: HMGB3 transfected lysate(22 KDa).
Lane 2: Non-transfected lysate.

 [Protocol Download](#)

Gene Information

Entrez GeneID: [3149](#)

GeneBank Accession#: [NM_005342.2](#)

Protein Accession#: [NP_005333.2](#)

Gene Name: HMGB3

Gene Alias: HMG2A,HMG4,MGC90319

Gene Description: high-mobility group box 3

Omim ID: [300193](#)

Gene Ontology: [Hyperlink](#)

Gene Summary: HMGB3 belongs to the high mobility group (HMG) protein superfamily. Like HMG1 (MIM 163905) and HMG2 (MIM 163906), HMGB3 contains DNA-binding HMG box domains and is classified into the HMG box subfamily. Members of the HMG box subfamily are thought to play a fundamental role in DNA replication, nucleosome assembly and transcription (Wilke et al., 1997 [PubMed 9370291]; Nemeth et al., 2006 [PubMed 16945912]).[supplied by OMIM]

Other Designations: OTTHUMP00000025865,high-mobility group (nonhistone chromosomal) protein 4,non-histone chromosomal protein

[服務條款](#) | [隱私權政策](#) | [著作及商標](#) | [網站地圖](#)

©2016 亞諾法生技股份有限公司 Abnova Corporation. 版權所有.