



SZABO SCANDIC

Part of Europa Biosite

Produktinformation



Forschungsprodukte & Biochemikalien



Zellkultur & Verbrauchsmaterial



Diagnostik & molekulare Diagnostik



Laborgeräte & Service

Weitere Information auf den folgenden Seiten!
See the following pages for more information!



Lieferung & Zahlungsart

siehe unsere [Liefer- und Versandbedingungen](#)

Zuschläge

- Mindermengenzuschlag
- Trockeneiszuschlag
- Gefahrgutzuschlag
- Expressversand

SZABO-SCANDIC HandelsgmbH

Quellenstraße 110, A-1100 Wien

T. +43(0)1 489 3961-0

F. +43(0)1 489 3961-7

mail@szabo-scandic.com

www.szabo-scandic.com

[linkedin.com/company/szaboscandic](https://www.linkedin.com/company/szaboscandic) 

HSF1 polyclonal antibody (A01)

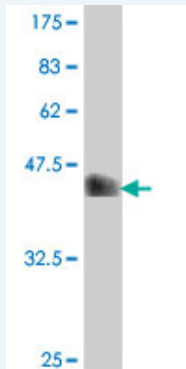
Catalog # : H00003297-A01

規格 : [50 uL]

[List All](#)

Specification

Product Description:	Mouse polyclonal antibody raised against a partial recombinant HSF1.
Immunogen:	HSF1 (NP_005517, 420 a.a. ~ 529 a.a) partial recombinant protein with GST tag.
Sequence:	PSVTVPDMSLPDLDSLASIQELLSPQEPPRPPEAENSSPDSGKQLVHYT AQLFLLDPGSVDTGSNDLPVLFELGEGSYFSEGDGFAEDPTISLLTGS EPPKAKDPTVS
Host:	Mouse
Reactivity:	Human
Quality Control Testing:	Antibody Reactive Against Recombinant Protein.



Western Blot detection against Immunogen (38.21 KDa) .

Storage Buffer: 50 % glycerol

Storage Instruction: Store at -20°C or lower. Aliquot to avoid repeated freezing and thawing.

MSDS: [Download](#)

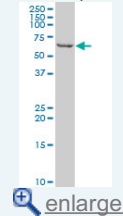
Datasheet: [Download](#)

Publication Reference


1. [Aqueous Extract of Paeonia lactiflora and Paeoniflorin as Aggregation Reducers Targeting Chaperones in Cell Models of Spinocerebellar Ataxia 3.](#)
Chang KH, Chen WL, Lee LC, Lin CH, Kung PJ, Lin TH, Wu YC, Wu YR, Chen YC, Lee-Chen GJ, Chen CM. *Evid Based Complement Alternat Med.* 2013;2013:471659. doi: 10.1155/2013/471659.
2. [Aqueous Extract of Paeonia lactiflora and Paeoniflorin as Aggregation Reducers Targeting Chaperones in Cell Models of Spinocerebellar Ataxia 3.](#)
Chang KH, Chen WL, Lee LC, Lin CH, Kung PJ, Lin TH, Wu YC, Wu YR, Chen YC, Lee-Chen GJ, Chen CM. *Evidence-Based Complementary and Alternative Medicine Volume 2013, Article ID 471659, 11 pages*
3. [Proinvasion metastasis drivers in early-stage melanoma are oncogenes.](#)
Scott KL, Nogueira C, Heffernan TP, van Doorn R, Dhakal S, Hanna JA, Min C,

Application Image

Western Blot (Cell lysate)



Western Blot (Cell lysate)

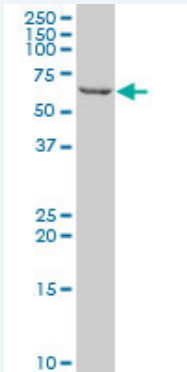


Western Blot (Recombinant protein)


ELISA

Applications


Western Blot (Cell lysate)



HSF1 polyclonal antibody (A01), Lot # 051026JC01 Western Blot analysis of HSF1 expression in Y-79 (Cat # L042V1).

 [Protocol Download](#)

Western Blot (Cell lysate)



HSF1 polyclonal antibody (A01), Lot # 060726QCS1. Western Blot analysis of HSF1 expression in Jurkat.

 [Protocol Download](#)

Western Blot (Recombinant protein)

 [Protocol Download](#)

ELISA

Gene Information

Entrez GeneID: [3297](#)

GeneBank [NM_005526](#)
Accession#:

Protein [NP_005517](#)
Accession#:

Gene Name: HSF1

Gene Alias: HSTF1

Gene Description: heat shock transcription factor 1

Omim ID: [140580](#)

Gene Ontology: [Hyperlink](#)

Gene Summary: The product of this gene is a heat-shock transcription factor. Transcription of heat-shock genes is rapidly induced after temperature stress. Hsp90, by itself and/or associated with multichaperone complexes, is a major repressor of this gene. [provided by RefSeq]

Other Designations: -

[服務條款](#) | [隱私權政策](#) | [著作及商標](#) | [網站地圖](#)

©2016 亞諾法生技股份有限公司 Abnova Corporation. 版權所有.