



SZABO SCANDIC

Part of Europa Biosite

Produktinformation



Forschungsprodukte & Biochemikalien



Zellkultur & Verbrauchsmaterial



Diagnostik & molekulare Diagnostik



Laborgeräte & Service

Weitere Information auf den folgenden Seiten!
See the following pages for more information!



Lieferung & Zahlungsart

siehe unsere [Liefer- und Versandbedingungen](#)

Zuschläge

- Mindermengenzuschlag
- Trockeneiszuschlag
- Gefahrgutzuschlag
- Expressversand

SZABO-SCANDIC HandelsgmbH

Quellenstraße 110, A-1100 Wien

T. +43(0)1 489 3961-0

F. +43(0)1 489 3961-7

mail@szabo-scandic.com

www.szabo-scandic.com

[linkedin.com/company/szaboscandic](https://www.linkedin.com/company/szaboscandic) 

STMN1 purified MaxPab rabbit polyclonal antibody (D01P) MaxPab®

Catalog # : H00003925-D01P

規格 : [100 ug]


[List All](#)

Specification

Product Description:	Rabbit polyclonal antibody raised against a full-length human STMN1 protein.
Immunogen:	STMN1 (NP_005554.1, 1 a.a. ~ 149 a.a) full-length human protein.
Sequence:	MASSDIQVKELEKRASGQAFELILSPRSKESVPEFPLSPPKKKDLSEEEIQ KKLEAAEERRKSHEAEVLKQLAEKREHEKEVLQKAIEENNNFSKMAEEKL THKMEANKENREAQMAAKLERLREKDKHIEEVRKNKESKDPADETAD
Host:	Rabbit
Reactivity:	Human, Mouse
Quality Control Testing:	Antibody reactive against mammalian transfected lysate.
Storage Buffer:	In 1x PBS, pH 7.4
Storage Instruction:	Store at -20°C or lower. Aliquot to avoid repeated freezing and thawing.
MSDS:	Download
Datasheet:	Download

Applications

Western Blot (Tissue lysate)



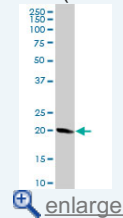
STMN1 MaxPab rabbit polyclonal antibody. Western Blot analysis of STMN1 expression in mouse spleen.

[Protocol Download](#)

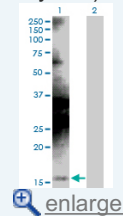
Western Blot (Transfected lysate)


Application Image

Western Blot (Tissue lysate)



Western Blot (Transfected lysate)





Western Blot analysis of STMN1 expression in transfected 293T cell line ([H00003925-T01](#)) by STMN1 MaxPab polyclonal antibody.

Lane 1: STMN1 transfected lysate(17.30 KDa).
Lane 2: Non-transfected lysate.

 [Protocol Download](#)

Gene Information

Entrez GeneID: [3925](#)

GeneBank Accession#: [NM_005563](#)

Protein Accession#: [NP_005554.1](#)

Gene Name: STMN1

Gene Alias: LAP18,Lag,OP18,PP17,PP19,PR22,SMN

Gene Description: stathmin 1/oncoprotein 18

Omim ID: [151442](#)

Gene Ontology: [Hyperlink](#)

Gene Summary: This gene belongs to the stathmin family of genes. It encodes a ubiquitous cytosolic phosphoprotein proposed to function as an intracellular relay integrating regulatory signals of the cellular environment. The encoded protein is involved in the regulation of the microtubule filament system by destabilizing microtubules. It prevents assembly and promotes disassembly of microtubules. Multiple transcript variants encoding different isoforms have been found for this gene. [provided by RefSeq]

Other Designations: OTTHUMP00000008527,OTTHUMP00000008528,OTTHUMP00000008530,leukemia-associated phosphoprotein p18,metablastin,oncoprotein 18,phosphoprotein 19,prosolin,stathmin 1

Gene Pathway

[MAPK signaling pathway](#)

Related Disease

[Anorexia Nervosa](#) [Bulimia](#) [Genetic Predisposition to Disease](#) [Startle Reaction](#)

