



# SZABO SCANDIC

Part of Europa Biosite

## Produktinformation



Forschungsprodukte & Biochemikalien



Zellkultur & Verbrauchsmaterial



Diagnostik & molekulare Diagnostik



Laborgeräte & Service

Weitere Information auf den folgenden Seiten!  
See the following pages for more information!



### Lieferung & Zahlungsart

siehe unsere [Liefer- und Versandbedingungen](#)

### Zuschläge

- Mindermengenzuschlag
- Trockeneiszuschlag
- Gefahrgutzuschlag
- Expressversand

### SZABO-SCANDIC HandelsgmbH

Quellenstraße 110, A-1100 Wien

T. +43(0)1 489 3961-0

F. +43(0)1 489 3961-7

[mail@szabo-scandic.com](mailto:mail@szabo-scandic.com)

[www.szabo-scandic.com](http://www.szabo-scandic.com)

[linkedin.com/company/szaboscandic](https://www.linkedin.com/company/szaboscandic) 



**LCN2 purified MaxPab rabbit polyclonal antibody (D01P)** MaxPab®

Catalog # : H00003934-D01P

規格 : [ 100 ug ]

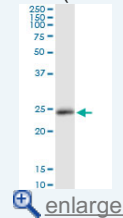
List All

**Specification**

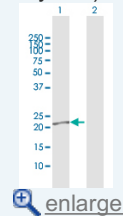
<b>Product Description:</b>	Rabbit polyclonal antibody raised against a full-length human LCN2 protein.
<b>Immunogen:</b>	LCN2 (NP_005555.1, 1 a.a. ~ 198 a.a) full-length human protein.
<b>Sequence:</b>	MPLGLLWLGLALLGALHAQAQDSTSDLIPAPPLSKVPLQQNFQDNQFQ GKWYVWGLAGNAILREDKDPQKMYATYELKEDKSYNVT SVLFRKKKCD YWIRTFVPGCQPGFEFTLGNIKSYPLT SYLVRVWSTNYNQHAMVFFKKV SQNREYFKITLYGRKELTSELKENFIRFSKYLGLPENHIVFPVIDQCIDG
<b>Host:</b>	Rabbit
<b>Reactivity:</b>	Human
<b>Quality Control Testing:</b>	Antibody reactive against mammalian transfected lysate.
<b>Storage Buffer:</b>	In 1x PBS, pH 7.4
<b>Storage Instruction:</b>	Store at -20°C or lower. Aliquot to avoid repeated freezing and thawing.
<b>MSDS:</b>	 <a href="#">Download</a>
<b>Datasheet:</b>	 <a href="#">Download</a>

**Application Image**

Western Blot (Tissue lysate)

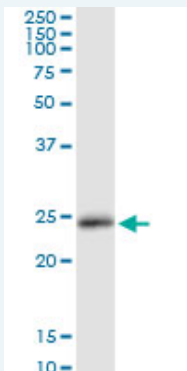


Western Blot (Transfected lysate)



**Applications**

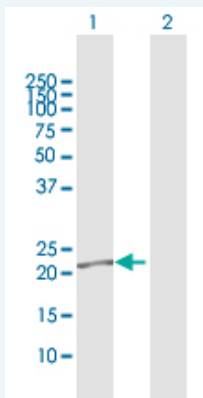
Western Blot (Tissue lysate)



LCN2 MaxPab rabbit polyclonal antibody. Western Blot analysis of LCN2 expression in human spleen.

 [Protocol Download](#)

Western Blot (Transfected lysate)



Western Blot analysis of LCN2 expression in transfected 293T cell line ([H00003934-T01](#)) by LCN2 MaxPab polyclonal antibody.

Lane 1: LCN2 transfected lysate(21.78 KDa).

Lane 2: Non-transfected lysate.

 [Protocol Download](#)

### Gene Information

**Entrez GeneID:** [3934](#)

**GeneBank** [NM\\_005564.1](#)

**Accession#:**

**Protein** [NP\\_005555.1](#)

**Accession#:**

**Gene Name:** LCN2

**Gene Alias:** NGAL

**Gene** lipocalin 2

**Description:**

**Omim ID:** [600181](#)

**Gene Ontology:** [Hyperlink](#)

**Other** OTTHUMP00000022238,OTTHUMP00000022240,neutrophil

**Designations:** gelatinase-associated lipocalin,oncogene 24p3,siderocalin

### Related Disease

[Abortion, Spontaneous Genetic Predisposition to Disease](#) [Ovarian Neoplasms](#)

[服務條款](#) | [隱私權政策](#) | [著作及商標](#) | [網站地圖](#)

©2016 亞諾法生技股份有限公司 Abnova Corporation. 版權所有.