



# SZABO SCANDIC

Part of Europa Biosite

## Produktinformation



Forschungsprodukte & Biochemikalien



Zellkultur & Verbrauchsmaterial



Diagnostik & molekulare Diagnostik



Laborgeräte & Service

Weitere Information auf den folgenden Seiten!  
See the following pages for more information!



### Lieferung & Zahlungsart

siehe unsere [Liefer- und Versandbedingungen](#)

### Zuschläge

- Mindermengenzuschlag
- Trockeneiszuschlag
- Gefahrgutzuschlag
- Expressversand

### SZABO-SCANDIC HandelsgmbH

Quellenstraße 110, A-1100 Wien

T. +43(0)1 489 3961-0

F. +43(0)1 489 3961-7

[mail@szabo-scandic.com](mailto:mail@szabo-scandic.com)

[www.szabo-scandic.com](http://www.szabo-scandic.com)

[linkedin.com/company/szaboscandic](https://www.linkedin.com/company/szaboscandic) 

## LDLR monoclonal antibody (M01), clone 5E7

Catalog # : H00003949-M01

規格 : [ 100 ug ]

List All

### Specification

**Product Description:** Mouse monoclonal antibody raised against a partial recombinant LDLR.

**Immunogen:** LDLR (NP\_000518, 105 a.a. ~ 205 a.a) partial recombinant protein with GST tag. MW of the GST tag alone is 26 KDa.

**Sequence:** PPKTCSQDEFRCHDGGKICISRQFVCDSDRDCLDGSDEASCPVLTGCPAS  
FQCNSSTCIPQLWACDNDPDCEDGSDEWPQRCRGLYVFQGDSSPCSA  
FEFHCL

**Host:** Mouse

**Reactivity:** Human

**Isotype:** IgG2a Kappa

**Quality Control Testing:** Antibody Reactive Against Recombinant Protein.

**Storage Buffer:** In 1x PBS, pH 7.4

**Storage Instruction:** Store at -20°C or lower. Aliquot to avoid repeated freezing and thawing.

**MSDS:**  [Download](#)

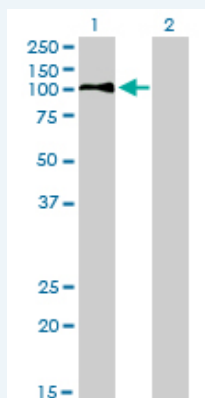
**Datasheet:**  [Download](#)

### Publication Reference

1. The expression of LDL receptor in vessels with blood-brain barrier impairment in a stroke-prone hypertensive model.  
Ueno M, Wu B, Nakagawa T, Nagai Y, Onodera M, Huang CL, Kusaka T, Kanenishi K, Sakamoto H. *Histochem Cell Biol.* 2010 Jun;133(6):669-76. Epub 2010 May 11.

### Applications


#### Western Blot (Transfected lysate)



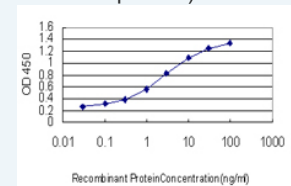
Western Blot analysis of LDLR expression in transfected 293T cell line by LDLR monoclonal antibody (M01), clone 5E7.

### Application Image

#### Western Blot (Transfected lysate)



#### Sandwich ELISA (Recombinant protein)



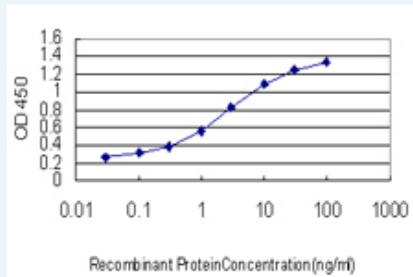
[enlarge](#)

ELISA

Lane 1: LDLR transfected lysate(94.6 KDa).  
Lane 2: Non-transfected lysate.

 [Protocol Download](#)

### Sandwich ELISA (Recombinant protein)



Detection limit for recombinant GST tagged LDLR is approximately 0.3ng/ml as a capture antibody.

 [Protocol Download](#)

### ELISA

#### Gene Information

**Entrez GeneID:** [3949](#)

**GeneBank** [NM\\_000527](#)

**Accession#:**

**Protein** [NP\\_000518](#)

**Accession#:**

**Gene Name:** LDLR

**Gene Alias:** FH,FHC

**Gene Description:** low density lipoprotein receptor

**Omim ID:** [143890](#), [606945](#)

**Gene Ontology:** [Hyperlink](#)

**Gene Summary:** The low density lipoprotein receptor (LDLR) gene family consists of cell surface proteins involved in receptor-mediated endocytosis of specific ligands. Low density lipoprotein (LDL) is normally bound at the cell membrane and taken into the cell ending up in lysosomes where the protein is degraded and the cholesterol is made available for repression of microsomal enzyme 3-hydroxy-3-methylglutaryl coenzyme A (HMG CoA) reductase, the rate-limiting step in cholesterol synthesis. At the same time, a reciprocal stimulation of cholesterol ester synthesis takes place. Mutations in this gene cause the autosomal dominant disorder, familial hypercholesterolemia. [provided by RefSeq]

**Other Designations:** LDL receptor, low-density lipoprotein receptor class A domain-containing protein 3

#### Gene Pathway

[Endocytosis](#)

#### Related Disease

[Alzheimer Disease](#) [Alzheimer disease](#) [Amyotrophic Lateral Sclerosis](#)  
[Amyotrophic lateral sclerosis](#) [Anemia, Sickle Cell](#) [Anemia, sickle cell](#) [Aortic Diseases](#)  
[Arteriosclerosis](#) [Atherosclerosis](#) [Atherosclerosis Biliary Tract Neoplasms](#)  
[Bone Diseases](#), [Metabolic Brain Infarction](#) [Brain Ischemia](#) [Calcinosis](#)

[Cardiovascular Diseases](#) [Carotid Artery Diseases](#) [Cellulitis](#) [Cerebral Infarction](#)

[... see more](#)

---

[服務條款](#) | [隱私權政策](#) | [著作及商標](#) | [網站地圖](#)

©2016 亞諾法生技股份有限公司 Abnova Corporation. 版權所有.