



SZABO SCANDIC

Part of Europa Biosite

Produktinformation



Forschungsprodukte & Biochemikalien



Zellkultur & Verbrauchsmaterial



Diagnostik & molekulare Diagnostik



Laborgeräte & Service

Weitere Information auf den folgenden Seiten!
See the following pages for more information!



Lieferung & Zahlungsart

siehe unsere [Liefer- und Versandbedingungen](#)

Zuschläge

- Mindermengenzuschlag
- Trockeneiszuschlag
- Gefahrgutzuschlag
- Expressversand

SZABO-SCANDIC HandelsgmbH

Quellenstraße 110, A-1100 Wien

T. +43(0)1 489 3961-0

F. +43(0)1 489 3961-7

mail@szabo-scandic.com

www.szabo-scandic.com

[linkedin.com/company/szaboscandic](https://www.linkedin.com/company/szaboscandic) 

LFNG monoclonal antibody (M03), clone 1F9

Catalog # : H00003955-M03

規格 : [100 ug]

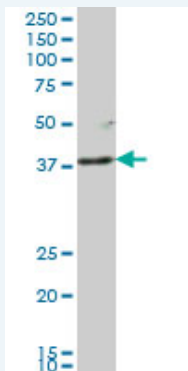
List All

Specification

Product Description:	Mouse monoclonal antibody raised against a full length recombinant LFNG.
Immunogen:	LFNG (AAH14851, 1 a.a. ~ 250 a.a) full-length recombinant protein with GST tag. MW of the GST tag alone is 26 KDa.
Sequence:	MTPGRCCLAADIQVETFFIFTDGEDEALARHTGNVITNCSAAHSRQALSC KMAVEYDRFIESGRKWFCHVDDDNVNLRALLRLLASYPHTRDVYVGKP SLDRPIQAMERVSENKVRPVHFWFATGGAGFCISRGLALKMSPWASGG HFMNTAERIRLPDDCTIGYIVEALLGVPLIRSGLFHSHLENLQQVPTSELHE QVTL SYGMFENKRNAVHVKGPF SVEADPSRFRSIHCHLYPDTPWCPRTA IF
Host:	Mouse
Reactivity:	Human, Mouse
Isotype:	IgG2a Kappa
Quality Control Testing:	Antibody Reactive Against Recombinant Protein.
Storage Buffer:	In 1x PBS, pH 7.4
Storage Instruction:	Store at -20°C or lower. Aliquot to avoid repeated freezing and thawing.
MSDS:	Download
Datasheet:	Download

Applications

Western Blot (Cell lysate)



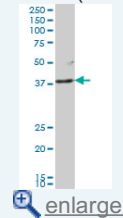
LFNG monoclonal antibody (M03), clone 1F9 Western Blot analysis of LFNG expression in NIH/3T3 (Cat # L018V1).

[Protocol Download](#)

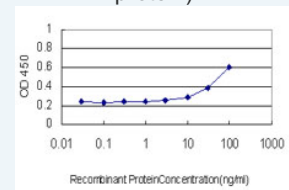
Sandwich ELISA (Recombinant protein)

Application Image

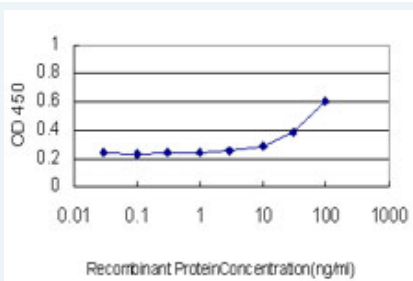
Western Blot (Cell lysate)



Sandwich ELISA (Recombinant protein)



ELISA



Detection limit for recombinant GST tagged LFNG is approximately 3ng/ml as a capture antibody.

 [Protocol Download](#)

ELISA

Gene Information

Entrez GeneID: [3955](#)

GeneBank [BC014851](#)

Accession#:

Protein [AAH14851](#)

Accession#:

Gene Name: LFNG

Gene Alias: SCDO3

Gene Description: LFNG O-fucosylpeptide 3-beta-N-acetylglucosaminyltransferase

Omim ID: [602576](#), [609813](#)

Gene Ontology: [Hyperlink](#)

Gene Summary: This gene encodes a member of the glycosyltransferase superfamily. The encoded protein is a single-pass type II Golgi membrane protein that functions as a fucose-specific glycosyltransferase, adding an N-acetylglucosamine to the fucose residue of a group of signaling receptors involved in regulating cell fate decisions during development. Mutations in this gene have been associated with autosomal recessive spondylocostal dysostosis 3. Alternatively spliced transcript variants that encode different isoforms have been described, however, not all variants have been fully characterized. [provided by RefSeq]

Other Designations: lunatic fringe

Designations:

Gene Pathway

[Notch signaling pathway](#)