



SZABO SCANDIC

Part of Europa Biosite

Produktinformation



Forschungsprodukte & Biochemikalien



Zellkultur & Verbrauchsmaterial



Diagnostik & molekulare Diagnostik



Laborgeräte & Service

Weitere Information auf den folgenden Seiten!
See the following pages for more information!



Lieferung & Zahlungsart

siehe unsere [Liefer- und Versandbedingungen](#)

Zuschläge

- Mindermengenzuschlag
- Trockeneiszuschlag
- Gefahrgutzuschlag
- Expressversand

SZABO-SCANDIC HandelsgmbH

Quellenstraße 110, A-1100 Wien

T. +43(0)1 489 3961-0

F. +43(0)1 489 3961-7

mail@szabo-scandic.com

www.szabo-scandic.com

[linkedin.com/company/szaboscandic](https://www.linkedin.com/company/szaboscandic) 



LFNG monoclonal antibody (M05), clone 3C4

Catalog # : H00003955-M05

規格 : [50 ug]

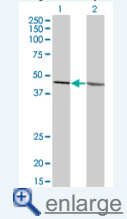
List All

Specification

Product Description:	Mouse monoclonal antibody raised against a full length recombinant LFNG.
Immunogen:	LFNG (AAH14851, 1 a.a. ~ 250 a.a) full-length recombinant protein with GST tag. MW of the GST tag alone is 26 KDa.
Sequence:	MTPGRCCLAADIQVETFFIFTDGEDEALARHTGNVITNCSAAHSRQALSC KMAVEYDRFIESGRKWFCHVDDDNVNLRALLRLLASYPHTRDVYVGKP SLDRPIQAMERVSENKVRPVHFWFATGGAGFCISRGLALKMSPWASGG HFMNTAERIRLPDDCTIGYIVEALLGVPLIRSGLFHSHLENLQQVPTSELHE QVTL SYGMFENKRNAVHVKGPF SVEADPSRFRSIHCHLYPDTPWCPRTA IF
Host:	Mouse
Reactivity:	Human
Isotype:	IgG2b Kappa
Quality Control Testing:	Antibody Reactive Against Recombinant Protein.
Storage Buffer:	In 1x PBS, pH 7.4
Storage Instruction:	Store at -20°C or lower. Aliquot to avoid repeated freezing and thawing.
MSDS:	 Download
Datasheet:	 Download

Application Image

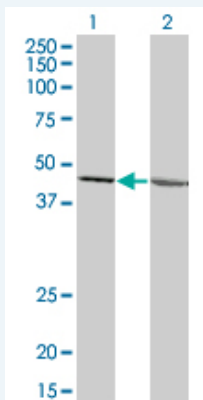
Western Blot (Transfected lysate)



ELISA

Applications

Western Blot (Transfected lysate)



Western Blot analysis of LFNG expression in transfected 293T cell line by LFNG monoclonal antibody (M05), clone 3C4.

Lane 1: LFNG transfected lysate(28.2 KDa).
Lane 2: Non-transfected lysate.

ELISA

Gene Information

Entrez GeneID: [3955](#)**GeneBank
Accession#:** [BC014851](#)**Protein
Accession#:** [AAH14851](#)**Gene Name:** LFNG**Gene Alias:** SCDO3**Gene
Description:** LFNG O-fucosylpeptide 3-beta-N-acetylglucosaminyltransferase**Omim ID:** [602576](#), [609813](#)**Gene Ontology:** [Hyperlink](#)

Gene Summary: This gene encodes a member of the glycosyltransferase superfamily. The encoded protein is a single-pass type II Golgi membrane protein that functions as a fucose-specific glycosyltransferase, adding an N-acetylglucosamine to the fucose residue of a group of signaling receptors involved in regulating cell fate decisions during development. Mutations in this gene have been associated with autosomal recessive spondylocostal dysostosis 3. Alternatively spliced transcript variants that encode different isoforms have been described, however, not all variants have been fully characterized. [provided by RefSeq]

**Other
Designations:** lunatic fringe**Gene Pathway**

[Notch signaling pathway](#)