



SZABO SCANDIC

Part of Europa Biosite

Produktinformation



Forschungsprodukte & Biochemikalien



Zellkultur & Verbrauchsmaterial



Diagnostik & molekulare Diagnostik



Laborgeräte & Service

Weitere Information auf den folgenden Seiten!
See the following pages for more information!



Lieferung & Zahlungsart

siehe unsere [Liefer- und Versandbedingungen](#)

Zuschläge

- Mindermengenzuschlag
- Trockeneiszuschlag
- Gefahrgutzuschlag
- Expressversand

SZABO-SCANDIC HandelsgmbH

Quellenstraße 110, A-1100 Wien

T. +43(0)1 489 3961-0

F. +43(0)1 489 3961-7

mail@szabo-scandic.com

www.szabo-scandic.com

[linkedin.com/company/szaboscandic](https://www.linkedin.com/company/szaboscandic) 

LGALS4 monoclonal antibody (M01), clone 1E8

產品編號 # : H00003960-M01

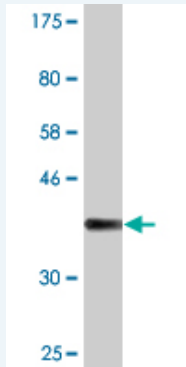
規格 : [100 ug]

[List All](#)

Specification

Product Description:	Mouse monoclonal antibody raised against a partial recombinant LGALS4.
Immunogen:	LGALS4 (NP_006140, 51 a.a. ~ 150 a.a) partial recombinant protein with GST tag. MW of the GST tag alone is 26 KDa.
Sequence:	VWGQDPGSDVAFHFNPRFDGWDKVVFNLTQQGKKGWSEERKRSMPEK KGAAFELVFVLAEHYKVVVNGNPFYIEYGHRLPLQMVTHLQVDGDLQLQ SINF1
Host:	Mouse
Reactivity:	Human
Isotype:	IgG2a Kappa

Quality Control Testing: Antibody Reactive Against Recombinant Protein.



Western Blot detection against Immunogen (36.74 KDa) .

Storage Buffer: In 1x PBS, pH 7.4

Storage Instruction: Store at -20°C or lower. Aliquot to avoid repeated freezing and thawing.

MSDS: [Download](#)

Datasheet: [Download](#)

Applications

Western Blot (Recombinant protein)

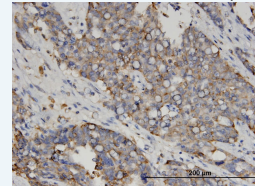
[Protocol Download](#)

Immunohistochemistry (Formalin/PFA-fixed paraffin-embedded sections)

Application Image

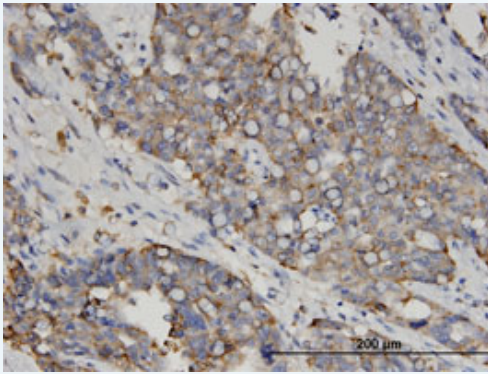
Western Blot (Recombinant protein)

Immunohistochemistry (Formalin/PFA-fixed paraffin-embedded sections)



[enlarge](#)

ELISA



[enlarge this image](#)

Immunoperoxidase of monoclonal antibody to LGALS4 on formalin-fixed paraffin-embedded human ovarian cancer. [antibody concentration 3 ug/ml]

[Protocol Download](#)

ELISA

Gene Information

Entrez GeneID: [3960](#)

GeneBank Accession#: [NM_006149](#)

Protein Accession#: [NP_006140](#)

Gene Name: LGALS4

Gene Alias: GAL4,L36LBP

Gene Description: lectin, galactoside-binding, soluble, 4

Omim ID: [602518](#)

Gene Ontology: [Hyperlink](#)

Gene Summary: The galectins are a family of beta-galactoside-binding proteins implicated in modulating cell-cell and cell-matrix interactions. The expression of this gene is restricted to small intestine, colon, and rectum, and it is underexpressed in colorectal cancer. [provided by RefSeq]

Other Designations: L-36 lactose-binding protein,galectin 4,galectin-4,lactose-binding lectin 4

[服務條款](#) | [隱私權政策](#) | [著作及商標](#) | [網站地圖](#)

©2016 亞諾法生技股份有限公司 Abnova Corporation. 版權所有.