



SZABO SCANDIC

Part of Europa Biosite

Produktinformation



Forschungsprodukte & Biochemikalien



Zellkultur & Verbrauchsmaterial



Diagnostik & molekulare Diagnostik



Laborgeräte & Service

Weitere Information auf den folgenden Seiten!
See the following pages for more information!



Lieferung & Zahlungsart

siehe unsere [Liefer- und Versandbedingungen](#)

Zuschläge

- Mindermengenzuschlag
- Trockeneiszuschlag
- Gefahrgutzuschlag
- Expressversand

SZABO-SCANDIC HandelsgmbH

Quellenstraße 110, A-1100 Wien

T. +43(0)1 489 3961-0

F. +43(0)1 489 3961-7

mail@szabo-scandic.com

www.szabo-scandic.com

[linkedin.com/company/szaboscandic](https://www.linkedin.com/company/szaboscandic) 

LGALS7 monoclonal antibody (M01), clone 6B5

Catalog # : H00003963-M01

規格 : [100 ug]

[List All](#)

Specification

Product Description: Mouse monoclonal antibody raised against a full-length recombinant LGALS7.

Immunogen: LGALS7 (NP_002298.1, 1 a.a. ~ 136 a.a) full-length recombinant protein with GST tag. MW of the GST tag alone is 26 KDa.

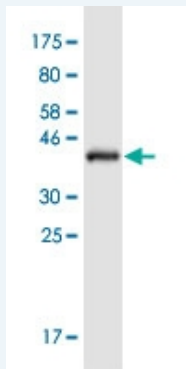
Sequence: MSNVPKSSLPEGIRPGTVLRIRGLVPPNASRFHVNLLCGEEQGSDAALH
FNPRLDTSEVVFNSKEQGSWGREERGPGVPFQRGQPFEVLIASDDGF
KAVVGDAQYHFRHRLPLARVRLVEVGGDVQLDSVRIF

Host: Mouse

Reactivity: Human

Isotype: IgG2a Kappa

Quality Control Testing: Antibody Reactive Against Recombinant Protein.



Western Blot detection against Immunogen (41.5 KDa) .

Storage Buffer: In 1x PBS, pH 7.4

Storage Instruction: Store at -20°C or lower. Aliquot to avoid repeated freezing and thawing.

Datasheet: [Download](#)

Applications

Western Blot (Recombinant protein)

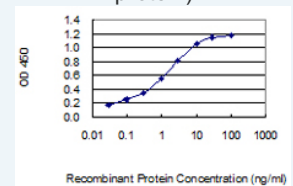
[Protocol Download](#)

Sandwich ELISA (Recombinant protein)

Application Image

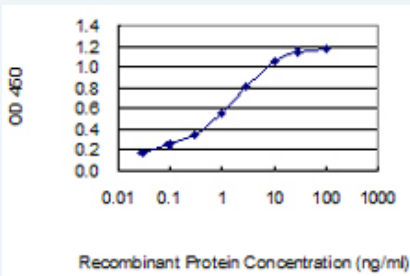
Western Blot (Recombinant protein)

Sandwich ELISA (Recombinant protein)




[enlarge](#)

ELISA



Detection limit for recombinant GST tagged LGALS7 is 0.03 ng/ml as a capture antibody.

 [Protocol Download](#)

ELISA

Gene Information

Entrez GeneID: [3963](#)

GeneBank [NM_002307.1](#)

Accession#:

Protein [NP_002298.1](#)

Accession#:

Gene Name: LGALS7

Gene Alias: GAL7, LGALS7A

Gene Description: lectin, galactoside-binding, soluble, 7

Omim ID: [600615](#)

Gene Ontology: [Hyperlink](#)

Gene Summary: The galectins are a family of beta-galactoside-binding proteins implicated in modulating cell-cell and cell-matrix interactions. Differential and in situ hybridization studies indicate that this lectin is specifically expressed in keratinocytes and found mainly in stratified squamous epithelium. A duplicate copy of this gene (GeneID:653499) is found adjacent to, but on the opposite strand on chromosome 19. [provided by RefSeq]

Other Designations: galectin 7, galectin-7