



# SZABO SCANDIC

Part of Europa Biosite

## Produktinformation



Forschungsprodukte & Biochemikalien



Zellkultur & Verbrauchsmaterial



Diagnostik & molekulare Diagnostik



Laborgeräte & Service

Weitere Information auf den folgenden Seiten!  
See the following pages for more information!



### Lieferung & Zahlungsart

siehe unsere [Liefer- und Versandbedingungen](#)

### Zuschläge

- Mindermengenzuschlag
- Trockeneiszuschlag
- Gefahrgutzuschlag
- Expressversand

### SZABO-SCANDIC HandelsgmbH

Quellenstraße 110, A-1100 Wien

T. +43(0)1 489 3961-0

F. +43(0)1 489 3961-7

[mail@szabo-scandic.com](mailto:mail@szabo-scandic.com)

[www.szabo-scandic.com](http://www.szabo-scandic.com)

[linkedin.com/company/szaboscandic](https://www.linkedin.com/company/szaboscandic) 

## LGALS8 MaxPab mouse polyclonal antibody (B01) MaxPab®

Catalog # : H00003964-B01

規格 : [ 50 uL ]

[List All](#)

### Specification

**Product Description:** Mouse polyclonal antibody raised against a full-length human LGALS8 protein.

**Immunogen:** LGALS8 (NP\_963837.1, 1 a.a. ~ 317 a.a) full-length human protein.

**Sequence:**  
 MMLSLNQLNIIYNPVIFVGTIPDQLDPGTLVIRGHVPSDADRFQVDLQN  
 GSSMKPRADVAFHFNPRFKRAGCIVCNTLINEKWGREEITYDTPFKREKS  
 FEVIMVLKDKFQVAVNGKHTLLYGHRIGPEKIDTLGIYGKVNHSIGFSFSS  
 DLQSTQASSLELTEISRENVKSGTPQLRLPFAARLNTPMGPGRTVVVK  
 GEVNANAKSFNVDLLAGKSKDIALHLNPRLNIAKAFVRNSFLQESWGEEER  
 NITSFPFSPGMYFEMIIYCDVREFKAVNGVHSLEYKHRFKELSSIDTLEIN  
 GDIHLLEVRWSW

**Host:** Mouse

**Reactivity:** Human

**Quality Control Testing:** Antibody reactive against mammalian transfected lysate.

**Storage Buffer:** No additive

**Storage Instruction:** Store at -20°C or lower. Aliquot to avoid repeated freezing and thawing.

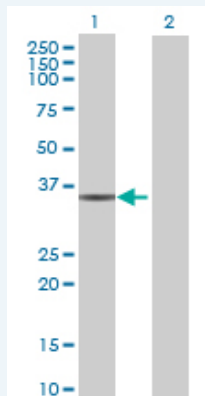
**Note:** For IHC and IF applications, antibody purification with Protein A will be needed prior to use.

**MSDS:**  [Download](#)

**Datasheet:**  [Download](#)

### Applications

#### Western Blot (Transfected lysate)



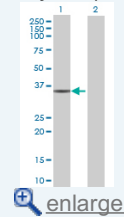
Western Blot analysis of LGALS8 expression in transfected 293T cell line ([H00003964-T01](#)) by LGALS8 MaxPab polyclonal antibody.


Lane 1: LGALS8 transfected lysate(34.87 KDa).

Lane 2: Non-transfected lysate.

### Application Image

Western Blot (Transfected lysate)



 [enlarge](#)

**Gene Information**

---

**Entrez GeneID:** [3964](#)

---

**GeneBank Accession#:** [NM\\_201543.1](#)

---

**Protein Accession#:** [NP\\_963837.1](#)

---

**Gene Name:** LGALS8

---

**Gene Alias:** Gal-8,PCTA-1,PCTA1,Po66-CBP

---

**Gene Description:** lectin, galactoside-binding, soluble, 8

---

**Omim ID:** [606099](#)

---

**Gene Ontology:** [Hyperlink](#)

---

**Gene Summary:** This gene encodes a member of the galectin family. Galectins are beta-galactoside-binding animal lectins with conserved carbohydrate recognition domains. The galectins have been implicated in many essential functions including development, differentiation, cell-cell adhesion, cell-matrix interaction, growth regulation, apoptosis, and RNA splicing. This gene is widely expressed in tumoral tissues and seems to be involved in integrin-like cell interactions. Alternatively spliced transcript variants encoding different isoforms have been identified. [provided by RefSeq]

---

**Other Designations:** OTTHUMP00000037854,Po66 carbohydrate binding protein,galectin 8,galectin-8,galectin-8g,prostate carcinoma tumor antigen 1

---