



SZABO SCANDIC

Part of Europa Biosite

Produktinformation



Forschungsprodukte & Biochemikalien



Zellkultur & Verbrauchsmaterial



Diagnostik & molekulare Diagnostik



Laborgeräte & Service

Weitere Information auf den folgenden Seiten!
See the following pages for more information!



Lieferung & Zahlungsart

siehe unsere [Liefer- und Versandbedingungen](#)

Zuschläge

- Mindermengenzuschlag
- Trockeneiszuschlag
- Gefahrgutzuschlag
- Expressversand

SZABO-SCANDIC HandelsgmbH

Quellenstraße 110, A-1100 Wien

T. +43(0)1 489 3961-0

F. +43(0)1 489 3961-7

mail@szabo-scandic.com

www.szabo-scandic.com

[linkedin.com/company/szaboscandic](https://www.linkedin.com/company/szaboscandic) 

LHX1 monoclonal antibody (M11), clone 2G10

Catalog # : H00003975-M11

規格 : [100 ug]

[List All](#)

Specification

Product Description: Mouse monoclonal antibody raised against a partial recombinant LHX1.

Immunogen: LHX1 (NP_005559, 1 a.a. ~ 100 a.a) partial recombinant protein with GST tag. MW of the GST tag alone is 26 KDa.

Sequence: MVHCAGCKRPILDRFLLNVLDRAWHVKCVQCCECKCNLTEKCF SREGK LYCKNDFFRCFGTKCAGCAQGISPSDLVRRARSKV FHLNCF TCMMCNK QLST

Host: Mouse

Reactivity: Human

Isotype: IgG2b Kappa

Quality Control Testing: Antibody Reactive Against Recombinant Protein.

Storage Buffer: In 1x PBS, pH 7.4

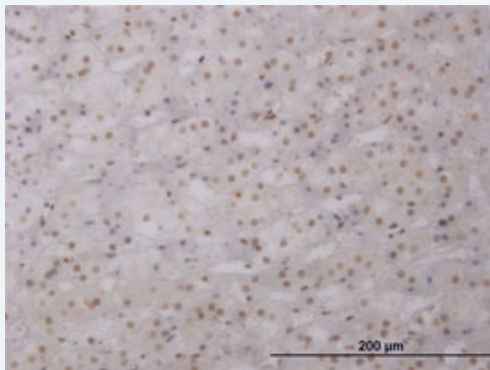
Storage Instruction: Store at -20°C or lower. Aliquot to avoid repeated freezing and thawing.

MSDS:  [Download](#)

Datasheet:  [Download](#)


Applications

Immunohistochemistry (Formalin/PFA-fixed paraffin-embedded sections)



 [enlarge this image](#)

Immunoperoxidase of monoclonal antibody to LHX1 on formalin-fixed paraffin-embedded human adrenal gland. [antibody concentration 3 ug/ml]

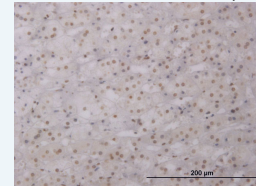
 [Protocol Download](#)


ELISA

Gene Information

Application Image

Immunohistochemistry (Formalin/PFA-fixed paraffin-embedded sections)



 [enlarge](#)

ELISA

Entrez GeneID: [3975](#)

GeneBank
Accession#: [NM_005568](#)

Protein
Accession#: [NP_005559](#)

Gene Name: LHX1

Gene Alias: LIM-1,LIM1,MGC126723,MGC138141

Gene
Description: LIM homeobox 1

Omim ID: [601999](#)

Gene Ontology: [Hyperlink](#)

Gene Summary: This gene encodes a member of a large protein family which contains the LIM domain, a unique cysteine-rich zinc-binding domain. The encoded protein may function as a transcriptional regulator and be involved in control of differentiation and development of neural and lymphoid cells. A similar protein in mice is an essential regulator of the vertebrate head organizer. [provided by RefSeq]

Other
Designations: LIM homeobox protein 1

[服務條款](#) | [隱私權政策](#) | [著作及商標](#) | [網站地圖](#)

©2016 亞諾法生技股份有限公司 Abnova Corporation. 版權所有.