



SZABO SCANDIC

Part of Europa Biosite

Produktinformation



Forschungsprodukte & Biochemikalien



Zellkultur & Verbrauchsmaterial



Diagnostik & molekulare Diagnostik



Laborgeräte & Service

Weitere Information auf den folgenden Seiten!
See the following pages for more information!



Lieferung & Zahlungsart

siehe unsere [Liefer- und Versandbedingungen](#)

Zuschläge

- Mindermengenzuschlag
- Trockeneiszuschlag
- Gefahrgutzuschlag
- Expressversand

SZABO-SCANDIC HandelsgmbH

Quellenstraße 110, A-1100 Wien

T. +43(0)1 489 3961-0

F. +43(0)1 489 3961-7

mail@szabo-scandic.com

www.szabo-scandic.com

[linkedin.com/company/szaboscandic](https://www.linkedin.com/company/szaboscandic)



LIPA purified MaxPab rabbit polyclonal antibody (D01P) MaxPab®

Catalog # : H00003988-D01P

規格 : [100 ug]

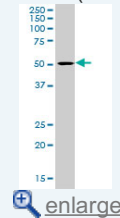
[List All](#)

Specification

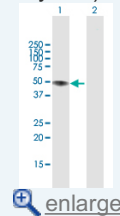
Product Description:	Rabbit polyclonal antibody raised against a full-length human LIPA protein.
Immunogen:	LIPA (AAH12287.1, 1 a.a. ~ 399 a.a) full-length human protein.
Sequence:	MKMRFLLGLVCLVLWPLHSEGGKLTALDPETNMNVSEIISYWGFPE EYLVETEDGYILCLNRIPHGRKNHSDKGPVWFLQHGLLADSSNWVTNL ANSSLGFIADAGFDVWWMGNSRGNTWSRKHKTLVSQDEFWAFSYDE MAKYDLPASINFILNKTGQEQVYYVGHSGQTTIGFIAFSQIPELAKRIKMF ALGPVASVAFCTSPMAKLGRLPDHLIKDLFGDKEFLPQSAFLKWLGTHV CTHVILKELCGNLCLLFCGFNERLNMSRVDVYTTTHSPAGTSVQNMLHW SQAVKFQKFQAFDWGSSAKNYFHYNQSYPTYNVKDMLVPTAVWSSG HDWLDVYDVNILLTQITNLV FHESIPEWEHLDFIWGLDAPWRLYNKIINLM RKYQ
Host:	Rabbit
Reactivity:	Human
Quality Control Testing:	Antibody reactive against mammalian transfected lysate.
Storage Buffer:	In 1x PBS, pH 7.4
Storage Instruction:	Store at -20°C or lower. Aliquot to avoid repeated freezing and thawing.
MSDS:	 Download
Datasheet:	 Download

Application Image

Western Blot (Cell lysate)



Western Blot (Transfected lysate)

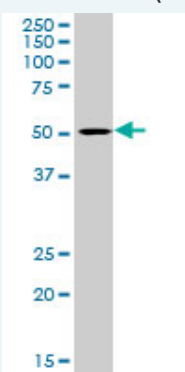


Publication Reference

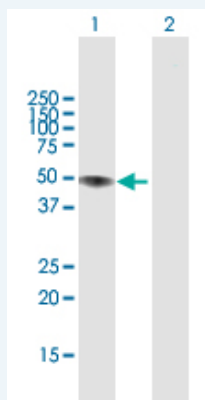
1. Characterization of the Niemann-Pick C pathway in alveolar type II cells and lamellar bodies of the lung.
Roszell BR, Tao JQ, Yu KJ, Huang S, Bates SR. Am J Physiol Lung Cell Mol Physiol. 2012 May;302(9):L919-32. Epub 2012 Feb 24.

Applications

Western Blot (Cell lysate)



Western Blot (Transfected lysate)



Western Blot analysis of LIPA expression in transfected 293T cell line ([H00003988-T01](#)) by LIPA MaxPab polyclonal antibody.

Lane 1: LIPA transfected lysate(45.40 KDa).

Lane 2: Non-transfected lysate.

Gene Information

Entrez GeneID: [3988](#)

GeneBank [BC012287.1](#)

Accession#:

Protein [AAH12287.1](#)

Accession#:

Gene Name: LIPA

Gene Alias: CESD,LAL

Gene lipase A, lysosomal acid, cholesterol esterase

Description:

Omim ID: [278000](#)

Gene Ontology: [Hyperlink](#)

Gene Summary: This gene encodes lipase A, the lysosomal acid lipase (also known as cholesterol ester hydrolase). This enzyme functions in the lysosome to catalyze the hydrolysis of cholesteryl esters and triglycerides. Mutations in this gene can result in Wolman disease and cholesteryl ester storage disease. Alternatively spliced transcript variants encoding the same protein have been found for this gene. [provided by RefSeq]

Other [OTTHUMP00000020066](#),[OTTHUMP00000020068](#),[OTTHUMP000000059](#)

Designations: 643,cholesterol ester hydrolase,lipase A,lysosomal acid lipase,sterol esterase

Gene Pathway

[Lysosome Steroid biosynthesis](#)

Related Disease

[Alzheimer Disease](#) [Alzheimer disease](#) [Cardiovascular Diseases](#) [Diabetes Mellitus, Type 2](#)

[Drug Toxicity](#) [Edema](#) [Genetic Predisposition to Disease](#) [Hypercholesterolemia](#)

[Tobacco Use Disorder](#)

