



SZABO SCANDIC

Part of Europa Biosite

Produktinformation



Forschungsprodukte & Biochemikalien



Zellkultur & Verbrauchsmaterial



Diagnostik & molekulare Diagnostik



Laborgeräte & Service

Weitere Information auf den folgenden Seiten!
See the following pages for more information!



Lieferung & Zahlungsart

siehe unsere [Liefer- und Versandbedingungen](#)

Zuschläge

- Mindermengenzuschlag
- Trockeneiszuschlag
- Gefahrgutzuschlag
- Expressversand

SZABO-SCANDIC HandelsgmbH

Quellenstraße 110, A-1100 Wien

T. +43(0)1 489 3961-0

F. +43(0)1 489 3961-7

mail@szabo-scandic.com

www.szabo-scandic.com

[linkedin.com/company/szaboscandic](https://www.linkedin.com/company/szaboscandic) 


PRICKLE3 purified MaxPab mouse polyclonal antibody (B01P) MaxPab®

Catalog # : H00004007-B01P

規格 : [50 ug]

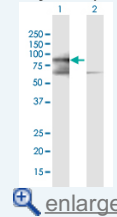
[List All](#)

Specification

Product Description:	Mouse polyclonal antibody raised against a full-length human PRICKLE3 protein.
Immunogen:	PRICKLE3 (ABM85588.1, 1 a.a. ~ 615 a.a) full-length human protein.
Sequence:	MFARGSRRRRSRAPPEAEDPDRGQPCNSCREQCPGFLFHGWRKICQ HCKCPREEHAVHAVPVDLERIMCRLISDFQRHSISDDDDSGCASEEYAWVP PGLKPEQVYQFFSCLPEDKVPYVNSPGEKYRIKQLLHQLPPHDSEAQYC TALEEEKELRAFSSQQRKRENLGRGIVRIFVITITGAICEECGKQIGGGD IAVFASRAGLGACWHPQCFCVCTTCQELLVDLIYFYHVGVKVCGRHHAEC LRPRCQACDEIIF SPECTEAEGRHWMDHFCCFECEASLGGQRYVMRQ SRPHCCACYEARHAEYCDGCGEHIQLDQGMAYEGQHWASDRCFCC SRCGRALLGRPFLPRRGLIFCSRACSLGSEPTAPGPSRRSWSAGPVTA PLAASTASFSAVKGASETTTKGTSTELAPATGPEEPSRFLRGAPHRHSM PELGLRSVPEPPPESPGQPNLRPDDSAFGRQSTPRVSRDPLVSEGGP RRTLSAPPAQRRRPRSPPPRAPSRRRHHHHHHHHHHNRHPSRRRHYQC DAGSGSDSESCSSSPSSSESEDDGFFLGERIPLPHLCRPMQAQDT AMETFNPSLSLPRDSRAGMPRQARDKNCIVA
Host:	Mouse
Reactivity:	Human
Quality Control Testing:	Antibody reactive against mammalian transfected lysate.
Storage Buffer:	In 1x PBS, pH 7.4
Storage Instruction:	Store at -20°C or lower. Aliquot to avoid repeated freezing and thawing.
Datasheet:	 Download

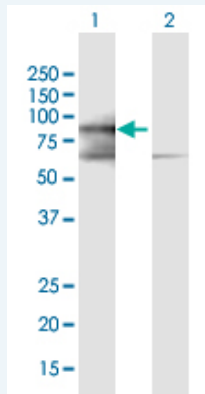
Application Image

Western Blot (Transfected lysate)



Applications

Western Blot (Transfected lysate)



Western Blot analysis of PRICKLE3 expression in transfected 293T cell line ([H00004007-T01](#)) by PRICKLE3 MaxPab polyclonal antibody.

Lane 1: PRICKLE3 transfected lysate(67.65 kDa).

Lane 2: Non-transfected lysate.

 Protocol Download

Gene Information

Entrez GeneID: [4007](#)

**GeneBank
Accession#:** [DQ894662.2](#)

**Protein
Accession#:** [ABM85588.1](#)

Gene Name: PRICKLE3

Gene Alias: LMO6

**Gene
Description:** prickle homolog 3 (Drosophila)

Omim ID: [300111](#)

Gene Ontology: [Hyperlink](#)

Gene Summary: LIM domain only 6 is a three LIM domain-containing protein. The LIM domain is a cysteine-rich sequence motif that binds zinc atoms to form a specific protein-binding interface for protein-protein interactions.
[provided by RefSeq]

**Other
Designations:** LIM domain only 6,OTTHUMP00000025829

[服務條款](#) | [隱私權政策](#) | [著作及商標](#) | [網站地圖](#)

©2016 亞諾法生技股份有限公司 Abnova Corporation. 版權所有.