



SZABO SCANDIC

Part of Europa Biosite

Produktinformation



Forschungsprodukte & Biochemikalien



Zellkultur & Verbrauchsmaterial



Diagnostik & molekulare Diagnostik



Laborgeräte & Service

Weitere Information auf den folgenden Seiten!
See the following pages for more information!



Lieferung & Zahlungsart

siehe unsere [Liefer- und Versandbedingungen](#)

Zuschläge

- Mindermengenzuschlag
- Trockeneiszuschlag
- Gefahrgutzuschlag
- Expressversand

SZABO-SCANDIC HandelsgmbH

Quellenstraße 110, A-1100 Wien

T. +43(0)1 489 3961-0

F. +43(0)1 489 3961-7

mail@szabo-scandic.com

www.szabo-scandic.com

[linkedin.com/company/szaboscandic](https://www.linkedin.com/company/szaboscandic) 



LOH11CR2A purified MaxPab mouse polyclonal antibody (B01P) MaxPab®

Catalog # : H00004013-B01P

規格 : [50 ug]

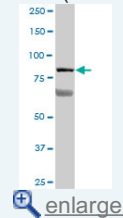
[List All](#)

Specification


Product Description:	Mouse polyclonal antibody raised against a full-length human LOH11CR2A protein.
Immunogen:	LOH11CR2A (NP_055437.2, 1 a.a. ~ 786 a.a) full-length human protein.
Sequence:	MVHFCGLLTLHREPVLKLSISVSVNIYEFVAGVSATLNYENEEKVPLEAFF VFPMDSDSAVYSFEALVDGKKVAELQDKMKARTNYEKASQGHQAFLLLE GDSSSRDVFSCNVGNLQPGSKAAVTLKYVQELPLEADGALRFVLPVAVLN PRYQFSGSSKDSCLNVKTPVPVEDLPYTLISMVATIDSQHGIEKVQSNCP LSPT EYLGEDKTSAQVSLAAGHKFDRDVELLIYNEVHTPSVLEMGMPN MKPGHLMGDPDSAMVSFYNPEDQPSNTCGEFIFLMDRSGSMQSPMSS QDTSQRLRIQAAKETLILLKSLPIGCYFNIIYGFSSYEACFPESVKYTQQT MEEALGRVKLMQADLGGTEILAPLQNIYRGPSPIGHPLQLFVFTDGEVTD TFSVIKEVRINRQKHRCFSFGIGEGTSTSLIKGIARASGGTSEFITGKDRM QSKALRTLKRSLQPVEDVLSWHLPPGLSAKMLSPEQTVIFRGQRLISY AQLTGRMPAAETTGEVCLKYTLQGKTFEDKVTFFLPQPKPDVNLTIHRLA AKSLLQTKDMGLRETPASDKKDALNLSLESGVISSFTAFIANKELNKPVQ GPLAHRDVP RPILLGASAPLKIKCQSGFRKALHSDRPPSASQPRGELMC YKAKTFQMDDYSLCGLISHKDQHSPGFGENHLVQLIYHQNANGSWDLNE DLAKILGMSLEEIMAAQPAELVDSSGWATILAVIWLHSNGKDLKCEWELLE RKAVAWMRAHAGSTMPSVVKAAITFLKSSVDPAIFAF
Host:	Mouse
Reactivity:	Human
Quality Control Testing:	Antibody reactive against mammalian transfected lysate.
Storage Buffer:	In 1x PBS, pH 7.4
Storage Instruction:	Store at -20°C or lower. Aliquot to avoid repeated freezing and thawing.
MSDS:	 Download
Datasheet:	 Download

Application Image

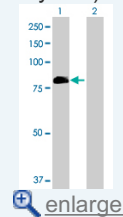
Western Blot (Tissue lysate)



Western Blot (Tissue lysate)

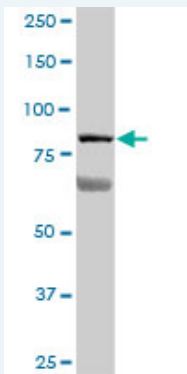


Western Blot (Transfected lysate)



Applications


Western Blot (Tissue lysate)



LOH11CR2A MaxPab polyclonal antibody. Western Blot analysis of LOH11CR2A expression in human liver.

[Protocol Download](#)

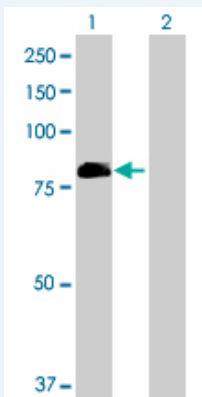
Western Blot (Tissue lysate)



LOH11CR2A MaxPab polyclonal antibody. Western Blot analysis of LOH11CR2A expression in human stomach.

[Protocol Download](#)

Western Blot (Transfected lysate)



Western Blot analysis of VWA5A expression in transfected 293T cell line (H00004013-T01) by VWA5A MaxPab polyclonal antibody.

Lane 1: LOH11CR2A transfected lysate(86.46 KDa).

Lane 2: Non-transfected lysate.

[Protocol Download](#)

Gene Information

Entrez GeneID: [4013](#)

GeneBank [NM_014622.4](#)
Accession#:

Protein [NP_055437.2](#)
Accession#:

Gene Name: VWA5A

Gene Alias: BCSC-1,BCSC1,LOH11CR2A

Gene Description: von Willebrand factor A domain containing 5A

Omim ID: [602929](#)

Gene Ontology: [Hyperlink](#)

Other Designations: BCSC-1,loss of heterozygosity, 11, chromosomal region 2, gene A,ortholog of mouse AW551984

[服務條款](#) | [隱私權政策](#) | [著作及商標](#) | [網站地圖](#)

©2016 亞諾法生技股份有限公司 Abnova Corporation. 版權所有.