



SZABO SCANDIC

Part of Europa Biosite

Produktinformation



Forschungsprodukte & Biochemikalien



Zellkultur & Verbrauchsmaterial



Diagnostik & molekulare Diagnostik



Laborgeräte & Service

Weitere Information auf den folgenden Seiten!
See the following pages for more information!



Lieferung & Zahlungsart

siehe unsere [Liefer- und Versandbedingungen](#)

Zuschläge

- Mindermengenzuschlag
- Trockeneiszuschlag
- Gefahrgutzuschlag
- Expressversand

SZABO-SCANDIC HandelsgmbH

Quellenstraße 110, A-1100 Wien

T. +43(0)1 489 3961-0

F. +43(0)1 489 3961-7

mail@szabo-scandic.com

www.szabo-scandic.com

[linkedin.com/company/szaboscandic](https://www.linkedin.com/company/szaboscandic) 

LTBR purified MaxPab mouse polyclonal antibody (B01P) MaxPab®

產品編號 #: H00004055-B01P

規格 : [50 ug]

[List All](#)

Specification

Product Description: Mouse polyclonal antibody raised against a full-length human LTBR protein.

Immunogen: LTBR (NP_002333.1, 1 a.a. ~ 435 a.a) full-length human protein.

Sequence:
 MLLPWATSAPGLAWGPLVLGLFGLLAASQPQAVPPYASENQTCRDQEK
 EYYEPQHRICCSRCPPGTYSVSAKCSRIRDTCATCAENSYNEHWNYLTIC
 QLCRCPDPVMGLEEIPCTSKRKTQCRCQPGMFCAAWALECTHCELLS
 DCPGTEAELKDEVGKGNHCVCKAGHFQNTSSPSARCQPHTRCENQ
 GLVEAAPGTAQSDTTCKNPLEPLPPEMSGTMLMLAVLLPLAFFLLLATV
 FSCIWKSHPSLCKRLGSLKRRPQGEQGNPVAGSWEPPKAHPYFPDLV
 QPLLPISGDVSPVSTGLPAAPVLEAGVPQQQSPLDLTREPQLEPGEQSQ
 VAHGTNGIHVTGGSMTITGNIYINGPVLGGPPGPGDLPATPEPPYPIPEE
 GDPGPPGLSTPHQEDGKAWHLAETEHCATPSNRGPRNQFITHD

Host: Mouse

Reactivity: Human

Quality Control Testing: Antibody reactive against mammalian transfected lysate.

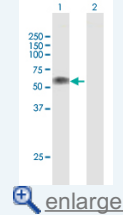
Storage Buffer: In 1x PBS, pH 7.4

Storage Instruction: Store at -20°C or lower. Aliquot to avoid repeated freezing and thawing.

Datasheet:  [Download](#)

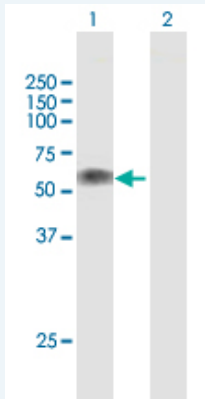
Application Image

Western Blot (Transfected lysate)



Applications


Western Blot (Transfected lysate)



Western Blot analysis of LTBR expression in transfected 293T cell line (H00004055-T02) by LTBR MaxPab polyclonal antibody.

Lane 1: LTBR transfected lysate(46.70 KDa).

Lane 2: Non-transfected lysate.

 [Protocol Download](#)

Gene Information

Entrez GeneID: [4055](#)

**GeneBank
Accession#:** [NM_002342.1](#)

**Protein
Accession#:** [NP_002333.1](#)

Gene Name: LTBR

Gene Alias: D12S370,LT-BETA-R,TNF-R-III,TNFCR,TNFR-RP,TNFR2-RP,TNFRSF3

**Gene
Description:** lymphotoxin beta receptor (TNFR superfamily, member 3)

Omim ID: [600979](#)

Gene Ontology: [Hyperlink](#)

Gene Summary: The protein encoded by this gene is a member of the tumor necrosis factor (TNF) family of receptors. It is expressed on the surface of most cell types, including cells of epithelial and myeloid lineages, but not on T and B lymphocytes. The protein specifically binds the lymphotoxin membrane form (a complex of lymphotoxin-alpha and lymphotoxin-beta). The encoded protein and its ligand play a role in the development and organization of lymphoid tissue and transformed cells. Activation of the encoded protein can trigger apoptosis. [provided by RefSeq]

**Other
Designations:** TNFR superfamily, member 3,lymphotoxin B receptor,lymphotoxin beta receptor,tumor necrosis factor C receptor,tumor necrosis factor receptor superfamily, member 3

Gene Pathway

[Cytokine-cytokine receptor interaction](#)

Related Disease

[Birth Weight](#) [Genetic Predisposition to Disease](#) [Glioblastoma](#) [Glioma](#) [Hematologic Diseases](#) [Leukemia](#) [Leukemia, Myeloid, Acute](#) [Meningeal Neoplasms](#) [Meningioma](#) [Multiple Myeloma](#) [Occupational Diseases](#)

[服務條款](#) | [隱私權政策](#) | [著作及商標](#) | [網站地圖](#)

©2016 亞諾法生技股份有限公司 Abnova Corporation. 版權所有.