SZABO SCANDIC

Part of Europa Biosite

Produktinformation

- Forschungsprodukte & Biochemikalien
- Zellkultur & Verbrauchsmaterial
- Diagnostik & molekulare Diagnostik
- Laborgeräte & Service

Weitere Information auf den folgenden Seiten!
See the following pages for more information!

Lieferung & Zahlungsart

siehe unsere Liefer- und Versandbedingungen

Zuschläge

- Mindermengenzuschlag
- Trockeneiszuschlag
- Gefahrgutzuschlag
- Expressversand

SZABO-SCANDIC HandelsgmbH

Quellenstraße 110, A-1100 Wien

T. +43(0)1 489 3961-0

F. +43(0)1 489 3961-7

mail@szabo-scandic.com

www.szabo-scandic.com

linkedin.com/company/szaboscandic

SH2D1A monoclonal antibody (M01), clone 1C9

Catalog # : H00004068-M01 **規格 :** [100 ug]

List All

Specification

Product Description:	Mouse monoclonal antibody raised against a full length recombinant SH2D1A.
Immunogen:	SH2D1A (AAH20732, 1 a.a. ~ 128 a.a) full-length recombinant protein with GST tag. MW of the GST tag alone is 26 KDa.
Sequence:	MDAVAVYHGKISRETGEKLLLATGLDGSYLLRDSESVPGVYCLCVLYHG YIYTYRVSQTETGSWSAETAPGVHKRYFRKIKNLISAFQKPDQGIVIPLQY PVEKKSSARSTQGTTGIREDPDVCLKAP
Host:	Mouse
Reactivity:	Human
Isotype:	IgG2a Kappa
Quality Control Testing:	Antibody Reactive Against Recombinant Protein.

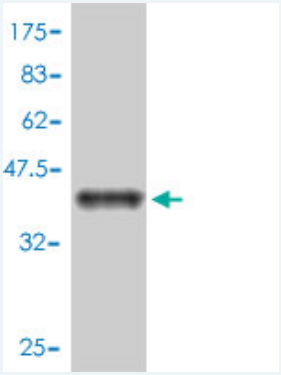

Western Blot detection against Immunogen (39.82 KDa) .

Storage Buffer:	In 1x PBS, pH 7.4
Storage Instruction:	Store at -20°C or lower. Aliquot to avoid repeated freezing and thawing.
MSDS:	Download
Datasheet:	Download

Publication Reference

1. Genetic predisposition to hemophagocytic lymphohistiocytosis: Report on 500 patients from the Italian registry.
   Cetica V, Sieni E, Pende D, Danesino C, Fusco CD, Locatelli F, Micalizzi C, Putti MC, Biondi A, Fagioli F, Moretta L, Griffiths GM, Luzzatto L, Arico M.Journal of Allergy and Clinical Immunology. 2015 Sep. [Epub ahead of print]
2. Diagnosing XLP1 in patients with hemophagocytic lymphohistiocytosis.
   Meazza R, Tuberosa C, Cetica V, Falco M, Parolini S, Grieve S, Griffiths GM, Sieni E, Marcenaro S, Micalizzi C, Montin D, Fagioli F, Moretta A, Mingari MC, Moretta L, Notarangelo LD, Bottino C, Arico M, Pende DJ Allergy Clin Immunol. 2014 Jun 27. pii: S0091-6749(14)00771-4. doi: 10.1016/j.jaci.2014.04.043.

Application Image

Western Blot (Cell lysate)



enlarge

Western Blot (Transfected lysate)



enlarge

Western Blot (Recombinant protein)

Sandwich ELISA (Recombinant protein)

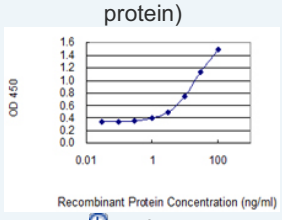

enlarge

Sandwich ELISA (Recombinant protein)

ELISA

3. Signaling lymphocytic activation molecule (SLAM)/SLAM-associated protein pathway regulates human B-cell tolerance.
Menard L, Cantaert T, Chamberlain N, Tangye SG, Riminton S, Church JA, Klion A, Cunningham-Rundles C, Nichols KE, Meffre EJ Allergy Clin Immunol. 2013 Dec 24. pii: S0091-6749(13)01718-1. doi: 10.1016/j.jaci.2013.10.051.

4. Expansion of somatically reverted memory CD8+ T cells in patients with X-linked lymphoproliferative disease caused by selective pressure from Epstein-Barr virus.
Palendira U, Low C, Bell AI, Ma CS, Abbott RJ, Phan TG, Riminton DS, Choo S, Smart JM, Lougaris V, Giliani S, Buckley RH, Grimbacher B, Alvaro F, Klion AD, Nichols KE, Adelstein S, Rickinson AB, Tangye SG.J Exp Med. 2012 Apr 9. [Epub ahead of print]

5. Molecular Pathogenesis of EBV Susceptibility in XLP as Revealed by Analysis of Female Carriers with Heterozygous Expression of SAP.
Palendira U, Low C, Chan A, Hislop AD, Ho E, Phan TG, Deenick E, Cook MC, Riminton DS, Choo S, Loh R, Alvaro F, Booth C, Gaspar HB, Moretta A, Khanna R, Rickinson AB, Tangye SG.PLoS Biol. 2011 Nov;9(11):e1001187. Epub 2011 Nov 1.

6. Early commitment of naive human CD4(+) T cells to the T follicular helper (T(FH)) cell lineage is induced by IL-12.
Ma CS, Suryani S, Avery DT, Chan A, Nanan R, Santner-Nanan B, Deenick EK, Tangye SG.Immunol Cell Biol. 2009 Sep 1. [Epub ahead of print]

Applications

Western Blot (Cell lysate)



SH2D1A monoclonal antibody (M01), clone 1C9 Western Blot analysis of SH2D1A expression in Jurkat (Cat # L017V1).

Protocol Download

Western Blot (Transfected lysate)

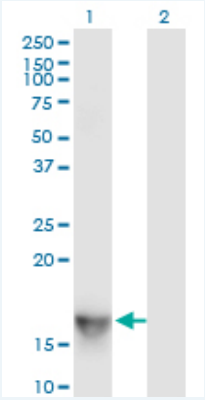

Western Blot analysis of SH2D1A expression in transfected 293T cell line by SH2D1A monoclonal antibody (M01), clone 1C9.

Lane 1: SH2D1A transfected lysate(14.2 KDa).
Lane 2: Non-transfected lysate.

Protocol Download

Western Blot (Recombinant protein)

Protocol Download

Sandwich ELISA (Recombinant protein)

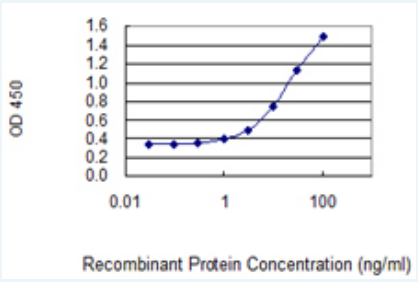

Detection limit for recombinant GST tagged SH2D1A is 0.3 ng/ml as a capture antibody.

Protocol Download

Sandwich ELISA (Recombinant protein)

Detection limit for recombinant GST tagged SH2D1A is approximately 0.1ng/ml as a capture antibody.

Protocol Download

ELISA

Gene Information

Entrez GeneID: 4068

GeneBank Accession#: BC020732

Protein Accession#: AAH20732

Gene Name: SH2D1A

Gene Alias: DSHP,EBVS,FLJ18687,FLJ92177,IMD5,LYP,MTCP1,SAP,XLP,XLPD

Gene Description: SH2 domain protein 1A

Omim ID: 300490, 308240

Gene Ontology: Hyperlink

Gene Summary: This gene encodes a protein that plays a major role in the bidirectional stimulation of T and B cells. This protein contains an SH2 domain and a short tail. It associates with the signaling lymphocyte-activation molecule, thereby acting as an inhibitor of this transmembrane protein by blocking the recruitment of the SH2-domain-containing signal-transduction molecule SHP-2 to its docking site. This protein can also bind to other related surface molecules that are expressed on activated T, B and NK cells, thereby modifying signal transduction pathways in these cells. Mutations in this gene cause lymphoproliferative syndrome X-linked type 1 or Duncan disease, a rare immunodeficiency characterized by extreme susceptibility to infection with Epstein-Barr virus, with symptoms including severe mononucleosis and malignant lymphoma. Multiple transcript variants encoding different isoforms have been found for this gene. [provided by RefSeq

Other Designations: Duncan's disease,OTTHUMP00000023976,SLAM-associated protein,T cell signal transduction molecule SAP,signaling lymphocyte activation molecule-associated protein

Gene Pathway

Natural killer cell mediated cytotoxicity

Related Disease

Common Variable Immunodeficiency Epstein-Barr Virus Infections

Genetic Predisposition to Disease Immunologic Deficiency Syndromes
Infectious Mononucleosis Lymphoma Lymphoproliferative Disorders
Severe Combined Immunodeficiency

服務條款 | 隱私權政策 | 著作及商標 | 網站地圖

©2016 亞諾法生技股份有限公司 Abnova Corporation. 版權所有.