



SZABO SCANDIC

Part of Europa Biosite

Produktinformation



Forschungsprodukte & Biochemikalien



Zellkultur & Verbrauchsmaterial



Diagnostik & molekulare Diagnostik



Laborgeräte & Service

Weitere Information auf den folgenden Seiten!
See the following pages for more information!



Lieferung & Zahlungsart

siehe unsere [Liefer- und Versandbedingungen](#)

Zuschläge

- Mindermengenzuschlag
- Trockeneiszuschlag
- Gefahrgutzuschlag
- Expressversand

SZABO-SCANDIC HandelsgmbH

Quellenstraße 110, A-1100 Wien

T. +43(0)1 489 3961-0

F. +43(0)1 489 3961-7

mail@szabo-scandic.com

www.szabo-scandic.com

[linkedin.com/company/szaboscandic](https://www.linkedin.com/company/szaboscandic) 

SMAD5 monoclonal antibody (M01), clone 2D7

Catalog # : H00004090-M01


規格 : [100 ug]

[List All](#)

Specification

Product Description:	Mouse monoclonal antibody raised against a partial recombinant SMAD5.
Immunogen:	SMAD5 (AAH09682, 105 a.a. ~ 182 a.a) partial recombinant protein with GST tag. MW of the GST tag alone is 26 KDa.
Sequence:	KPLDICEFPFGSKQKEVCINPYHYKRVESVLPVLPVPRHNEFNPQHSLLVQFRNLSHNEPHMPQNATFPDSFHQPNN
Host:	Mouse
Reactivity:	Human
Isotype:	IgG2a Kappa

Quality Control Testing: Antibody Reactive Against Recombinant Protein.



Storage Buffer: In 1x PBS, pH 7.4

Storage Instruction: Store at -20°C or lower. Aliquot to avoid repeated freezing and thawing.

MSDS: [Download](#)


Datasheet: [Download](#)

Applications

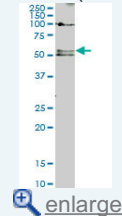
Western Blot (Cell lysate)

Application Image


Western Blot (Cell lysate)



Western Blot (Cell lysate)

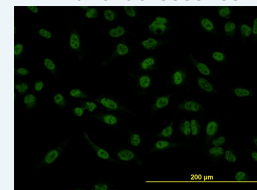


Western Blot (Cell lysate)

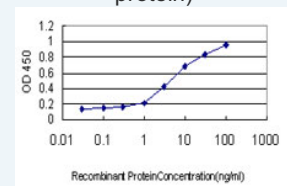


Western Blot (Recombinant protein)

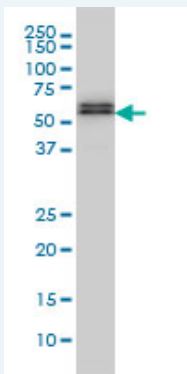
Immunofluorescence



Sandwich ELISA (Recombinant protein)



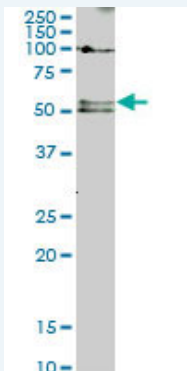
ELISA



SMAD5 monoclonal antibody (M01), clone 2D7 Western Blot analysis of SMAD5 expression in HeLa S3 NE (Cat # L013V3).

 [Protocol Download](#)


Western Blot (Cell lysate)



SMAD5 monoclonal antibody (M01), clone 2D7. Western Blot analysis of SMAD5 expression in Jurkat (Cat # L017V1).

 [Protocol Download](#)

Western Blot (Cell lysate)



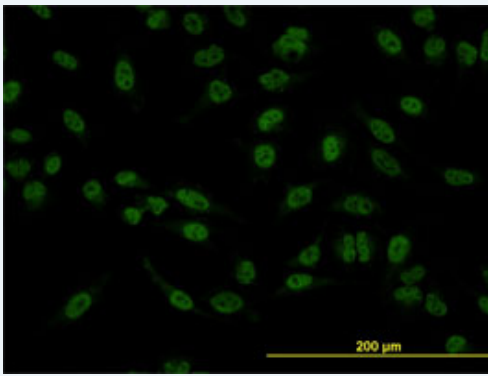
SMAD5 monoclonal antibody (M01), clone 2D7. Western Blot analysis of SMAD5 expression in K-562 (Cat # L009V1).

 [Protocol Download](#)

Western Blot (Recombinant protein)

 [Protocol Download](#)

Immunofluorescence

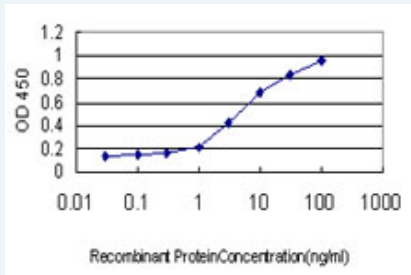


[enlarge this image](#)

Immunofluorescence of monoclonal antibody to SMAD5 on HeLa cell. [antibody concentration 10 ug/ml]

[Protocol Download](#)

Sandwich ELISA (Recombinant protein)



Detection limit for recombinant GST tagged SMAD5 is approximately 0.1ng/ml as a capture antibody.

[Protocol Download](#)

ELISA

Gene Information

Entrez GeneID: [4090](#)

GeneBank Accession#: [BC009682](#)

Protein Accession#: [AAH09682](#)

Gene Name: SMAD5

Gene Alias: DKFZp781C1895,DKFZp781O1323,Dwfc,JV5-1,MADH5

Gene Description: SMAD family member 5

Omim ID: [603110](#)

Gene Ontology: [Hyperlink](#)

Other Designations: MAD homolog 5,MAD, mothers against decapentaplegic homolog 5,SMA- and MAD-related protein 5,SMAD, mothers against DPP homolog 5,mothers against decapentaplegic homolog 5,mothers against decapentaplegic, drosophila, homolog of, 5

Gene Pathway

[TGF-beta signaling pathway](#)

Related Disease

[Diabetes Mellitus, Type 1](#) [Diabetic Nephropathies](#) [Genetic Predisposition to Disease](#)

[Hemochromatosis](#) [Hypertension](#), [Pulmonary Kidney Failure](#), [Chronic Obesity](#)
[Ovarian Failure](#), [Premature Polycystic Ovary Syndrome](#) [Puberty](#), [Delayed](#)
[Puberty](#), [Precocious Thrombophilia](#) [Tobacco Use Disorder](#)

[服務條款](#) | [隱私權政策](#) | [著作及商標](#) | [網站地圖](#)

©2016 亞諾法生技股份有限公司 Abnova Corporation. 版權所有.