



SZABO SCANDIC

Part of Europa Biosite

Produktinformation



Forschungsprodukte & Biochemikalien



Zellkultur & Verbrauchsmaterial



Diagnostik & molekulare Diagnostik



Laborgeräte & Service

Weitere Information auf den folgenden Seiten!
See the following pages for more information!



Lieferung & Zahlungsart

siehe unsere [Liefer- und Versandbedingungen](#)

Zuschläge

- Mindermengenzuschlag
- Trockeneiszuschlag
- Gefahrgutzuschlag
- Expressversand

SZABO-SCANDIC HandelsgmbH

Quellenstraße 110, A-1100 Wien

T. +43(0)1 489 3961-0

F. +43(0)1 489 3961-7

mail@szabo-scandic.com

www.szabo-scandic.com

[linkedin.com/company/szaboscandic](https://www.linkedin.com/company/szaboscandic) 

SMAD5 monoclonal antibody (M11), clone 1C1

Catalog # : H00004090-M11

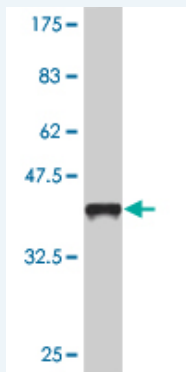
規格 : [100 ug]

[List All](#)

Specification

Product Description:	Mouse monoclonal antibody raised against a full length recombinant SMAD5.
Immunogen:	SMAD5 (NP_005894, 173 a.a. ~ 268 a.a) full length recombinant protein with GST tag. MW of the GST tag alone is 26 KDa.
Sequence:	FPDSFHQPNTPFPLSPNSPYPPSPASSTYPNSPASSGPGSPFQLPADT PPPAYMPPDDQMGQDNSQPMDT SNNMIPQIMPSISSRDVQPVAYEEP
Host:	Mouse
Reactivity:	Human
Isotype:	IgG2a Kappa

Quality Control Testing: Antibody Reactive Against Recombinant Protein.



Western Blot detection against Immunogen (36.56 KDa) .

Storage Buffer: In 1x PBS, pH 7.4

Storage Instruction: Store at -20°C or lower. Aliquot to avoid repeated freezing and thawing.

MSDS: [Download](#)


Datasheet: [Download](#)

Applications

Western Blot (Cell lysate)

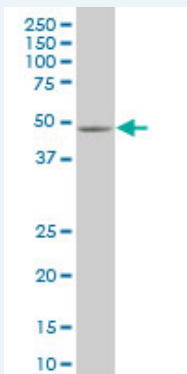
Application Image

Western Blot (Cell lysate)




Western Blot (Recombinant protein)


ELISA



SMAD5 monoclonal antibody (M11), clone 1C1 Western Blot analysis of SMAD5 expression in C32 (Cat # L002V1).

 [Protocol Download](#)

Western Blot (Recombinant protein)

 [Protocol Download](#)

ELISA

Gene Information

Entrez GeneID: [4090](#)

GeneBank Accession#: [NM_005903](#)

Protein Accession#: [NP_005894](#)

Gene Name: SMAD5

Gene Alias: DKFZp781C1895,DKFZp781O1323,Dwfc,JV5-1,MADH5

Gene Description: SMAD family member 5

Omim ID: [603110](#)

Gene Ontology: [Hyperlink](#)

Other Designations: MAD homolog 5,MAD, mothers against decapentaplegic homolog 5,SMA- and MAD-related protein 5,SMAD, mothers against DPP homolog 5,mothers against decapentaplegic homolog 5,mothers against decapentaplegic, drosophila, homolog of, 5

Gene Pathway

[TGF-beta signaling pathway](#)

Related Disease

[Diabetes Mellitus, Type 1](#) [Diabetic Nephropathies](#) [Genetic Predisposition to Disease](#)
[Hemochromatosis](#) [Hypertension](#) [Pulmonary Kidney Failure](#) [Chronic Obesity](#)
[Ovarian Failure](#) [Premature Polycystic Ovary Syndrome](#) [Puberty, Delayed](#)
[Puberty, Precocious](#) [Thrombophilia](#) [Tobacco Use Disorder](#)