



SZABO SCANDIC

Part of Europa Biosite

Produktinformation



Forschungsprodukte & Biochemikalien



Zellkultur & Verbrauchsmaterial



Diagnostik & molekulare Diagnostik



Laborgeräte & Service

Weitere Information auf den folgenden Seiten!
See the following pages for more information!



Lieferung & Zahlungsart

siehe unsere [Liefer- und Versandbedingungen](#)

Zuschläge

- Mindermengenzuschlag
- Trockeneiszuschlag
- Gefahrgutzuschlag
- Expressversand

SZABO-SCANDIC HandelsgmbH

Quellenstraße 110, A-1100 Wien

T. +43(0)1 489 3961-0

F. +43(0)1 489 3961-7

mail@szabo-scandic.com

www.szabo-scandic.com

[linkedin.com/company/szaboscandic](https://www.linkedin.com/company/szaboscandic) 

SMAD7 monoclonal antibody (M01), clone 3G8

Catalog # : H00004092-M01

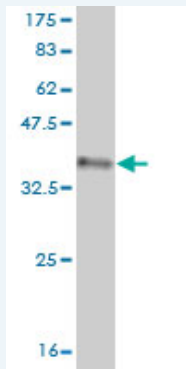
規格 : [100 ug]

[List All](#)

Specification

Product Description:	Mouse monoclonal antibody raised against a partial recombinant SMAD7.
Immunogen:	SMAD7 (NP_005895, 160 a.a. ~ 260 a.a) partial recombinant protein with GST tag. MW of the GST tag alone is 26 KDa.
Sequence:	CKVFRWPDLRHSSEVKRLCCCESYGKINPELVCCNPHLSRLCELESPP PPYSRYPMDFLKPTADCPDAVPSSAETGGTNYLAPGGLSDSQQLLLEPG DRSH
Host:	Mouse
Reactivity:	Human
Isotype:	IgG2a Kappa

Quality Control Testing: Antibody Reactive Against Recombinant Protein.



Western Blot detection against Immunogen (36.85 KDa) .

Storage Buffer: In 1x PBS, pH 7.4

Storage Instruction: Store at -20°C or lower. Aliquot to avoid repeated freezing and thawing.

MSDS: [Download](#)

Datasheet: [Download](#)

Applications

Western Blot (Recombinant protein)

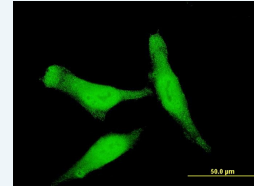
[Protocol Download](#)

Immunofluorescence

Application Image

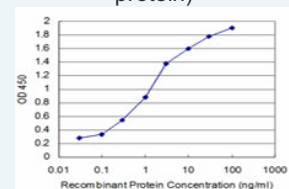
Western Blot (Recombinant protein)

Immunofluorescence



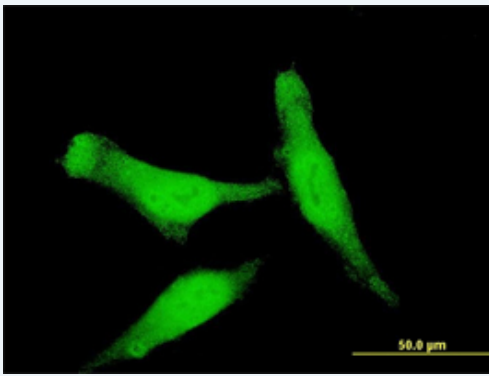
[enlarge](#)

Sandwich ELISA (Recombinant protein)



[enlarge](#)

ELISA

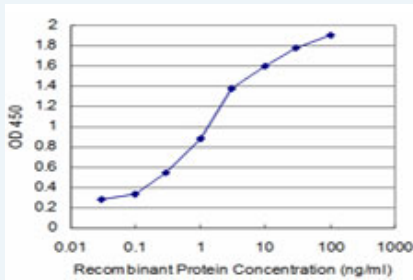


[enlarge this image](#)

Immunofluorescence of monoclonal antibody to SMAD7 on HeLa cell . [antibody concentration 10 ug/ml]

[Protocol Download](#)

Sandwich ELISA (Recombinant protein)



Detection limit for recombinant GST tagged SMAD7 is approximately 0.1ng/ml as a capture antibody.

[Protocol Download](#)

ELISA

Gene Information

Entrez GeneID: [4092](#)

GeneBank Accession#: [NM_005904](#)

Protein Accession#: [NP_005895](#)

Gene Name: SMAD7

Gene Alias: CRCS3,FLJ16482,MADH7,MADH8

Gene Description: SMAD family member 7

Omim ID: [114500](#), [602932](#)

Gene Ontology: [Hyperlink](#)

Other Designations: MAD (mothers against decapentaplegic, Drosophila) homolog 7, MAD, mothers against decapentaplegic homolog 7, Mothers against decapentaplegic, drosophila, homolog of, 7, SMAD, mothers against DPP homolog 7

Gene Pathway

[TGF-beta signaling pathway](#)

Related Disease

[Breast cancer](#) [Breast Neoplasms](#) [Carcinoma](#) [Carcinoma, Renal Cell](#)

[Carcinoma, Transitional Cell](#) [Colon cancer](#) [Colonic Neoplasms](#) [Colorectal Neoplasms](#)
[Genetic Predisposition to Disease](#) [Head and Neck Neoplasms](#) [Keloid](#) [Kidney Neoplasms](#)
[Leukemia, Lymphocytic, Chronic, B-Cell](#) [Neoplasm Recurrence, Local](#)
[Neoplasms, Second Primary](#) [Obesity](#) [Ovarian Failure, Premature](#)
[Polycystic Ovary Syndrome](#) [Puberty, Delayed](#)

[... see more](#)

[服務條款](#) | [隱私權政策](#) | [著作及商標](#) | [網站地圖](#)

©2016 亞諾法生技股份有限公司 Abnova Corporation. 版權所有.