



# SZABO SCANDIC

Part of Europa Biosite

## Produktinformation



Forschungsprodukte & Biochemikalien



Zellkultur & Verbrauchsmaterial



Diagnostik & molekulare Diagnostik



Laborgeräte & Service

Weitere Information auf den folgenden Seiten!  
See the following pages for more information!



### Lieferung & Zahlungsart

siehe unsere [Liefer- und Versandbedingungen](#)

### Zuschläge

- Mindermengenzuschlag
- Trockeneiszuschlag
- Gefahrgutzuschlag
- Expressversand

### SZABO-SCANDIC HandelsgmbH

Quellenstraße 110, A-1100 Wien

T. +43(0)1 489 3961-0

F. +43(0)1 489 3961-7

[mail@szabo-scandic.com](mailto:mail@szabo-scandic.com)

[www.szabo-scandic.com](http://www.szabo-scandic.com)

[linkedin.com/company/szaboscandic](https://www.linkedin.com/company/szaboscandic) 



## SMAD7 monoclonal antibody (M11), clone 3A12

Catalog # : H00004092-M11

規格 : [ 100 ug ]

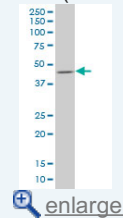
[List All](#)

### Specification

<b>Product Description:</b>	Mouse monoclonal antibody raised against a full length recombinant SMAD7.
<b>Immunogen:</b>	SMAD7 (NP_005895, 302 a.a. ~ 400 a.a) full length recombinant protein with GST tag. MW of the GST tag alone is 26 KDa.
<b>Sequence:</b>	NSDNKSQLVQKVRKIGCGIQLTREVDGWWVYNRSSYPIFIKSATLDNPD SRTLLVHKVFPGFSSIKAFDYEKAYSLQRPNDHEFMQQPWTGFTVQISFV
<b>Host:</b>	Mouse
<b>Reactivity:</b>	Human
<b>Isotype:</b>	IgG2a Kappa
<b>Quality Control Testing:</b>	Antibody Reactive Against Recombinant Protein.
<b>Storage Buffer:</b>	In 1x PBS, pH 7.4
<b>Storage Instruction:</b>	Store at -20°C or lower. Aliquot to avoid repeated freezing and thawing.
<b>MSDS:</b>	 <a href="#">Download</a>
<b>Datasheet:</b>	 <a href="#">Download</a>

### Application Image

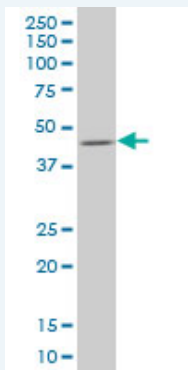
Western Blot (Tissue lysate)



ELISA

### Applications

Western Blot (Tissue lysate)



SMAD7 monoclonal antibody (M11), clone 3A12. Western Blot analysis of SMAD7 expression in human placenta.

 [Protocol Download](#)

### ELISA

### Gene Information

Entrez GeneID: [4092](#)

**GeneBank** [NM\\_005904](#)

**Accession#:**

**Protein** [NP\\_005895](#)

**Accession#:**

**Gene Name:** SMAD7

**Gene Alias:** CRCS3,FLJ16482,MADH7,MADH8

**Gene Description:** SMAD family member 7

**Omim ID:** [114500](#), [602932](#)

**Gene Ontology:** [Hyperlink](#)

**Other Designations:** MAD (mothers against decapentaplegic, Drosophila) homolog 7, MAD, mothers against decapentaplegic homolog 7, Mothers against decapentaplegic, drosophila, homolog of, 7, SMAD, mothers against DPP homolog 7

### Gene Pathway

[TGF-beta signaling pathway](#)

### Related Disease

[Breast cancer](#) [Breast Neoplasms](#) [Carcinoma](#) [Carcinoma, Renal Cell](#) [Carcinoma, Transitional Cell](#) [Colon cancer](#) [Colonic Neoplasms](#) [Colorectal Neoplasms](#) [Genetic Predisposition to Disease](#) [Head and Neck Neoplasms](#) [Keloid](#) [Kidney Neoplasms](#) [Leukemia, Lymphocytic, Chronic, B-Cell](#) [Neoplasm Recurrence, Local](#) [Neoplasms, Second Primary](#) [Obesity](#) [Ovarian Failure, Premature](#) [Polycystic Ovary Syndrome](#) [Puberty, Delayed](#)

... see more

[服務條款](#) | [隱私權政策](#) | [著作及商標](#) | [網站地圖](#)

©2016 亞諾法生技股份有限公司 Abnova Corporation. 版權所有.