



SZABO SCANDIC

Part of Europa Biosite

Produktinformation



Forschungsprodukte & Biochemikalien



Zellkultur & Verbrauchsmaterial



Diagnostik & molekulare Diagnostik



Laborgeräte & Service

Weitere Information auf den folgenden Seiten!
See the following pages for more information!



Lieferung & Zahlungsart

siehe unsere [Liefer- und Versandbedingungen](#)

Zuschläge

- Mindermengenzuschlag
- Trockeneiszuschlag
- Gefahrgutzuschlag
- Expressversand

SZABO-SCANDIC HandelsgmbH

Quellenstraße 110, A-1100 Wien

T. +43(0)1 489 3961-0

F. +43(0)1 489 3961-7

mail@szabo-scandic.com

www.szabo-scandic.com

[linkedin.com/company/szaboscandic](https://www.linkedin.com/company/szaboscandic) 

SMAD9 purified MaxPab mouse polyclonal antibody (B02P) MaxPab®

Catalog # : H00004093-B02P

規格 : [50 ug]

[List All](#)

Specification

Product Description: Mouse polyclonal antibody raised against a full-length human SMAD9 protein.

Immunogen: SMAD9 (AAH67766.1, 1 a.a. ~ 225 a.a) full-length human protein.

Sequence:
 MHSTTPISSLFSFTSPAVKRLGKQGDDEEKWAEKAVDSL VKLKKKK
 GAMDELERALSCPGQPSKCVTIPGSLDGRLQVSHRKGLPHVIYCRVWR
 WPDLQSHHELKPLECCEFPFGSKQKEVCINPYHYRRVETPVLPPVLVPR
 HSEYNPQLSLLAKFRSASLHSEPLMPHNATYPDSFQQPPCSALPPSPH
 AFSQPCTASYPHSPGSPSEPESPYQHSDF

Host: Mouse

Reactivity: Human

Quality Control Testing: Antibody reactive against mammalian transfected lysate.

Storage Buffer: In 1x PBS, pH 7.4

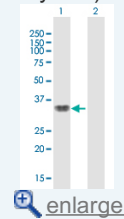
Storage Instruction: Store at -20°C or lower. Aliquot to avoid repeated freezing and thawing.

MSDS:  [Download](#)

Datasheet:  [Download](#)


Application Image

Western Blot (Transfected lysate)



Applications


Western Blot (Transfected lysate)



Western Blot analysis of SMAD9 expression in transfected 293T cell line ([H00004093-T05](#)) by SMAD9 MaxPab polyclonal antibody.

Lane 1: SMAD9 transfected lysate(25.3 KDa).

Lane 2: Non-transfected lysate.

 [Protocol Download](#)

Gene Information

Entrez GeneID: [4093](#)

GeneBank [BC067766.1](#)
Accession#:

Protein [AAH67766.1](#)
Accession#:

Gene Name: SMAD9

Gene Alias: MADH6,MADH9,SMAD8A,SMAD8B

Gene Description: SMAD family member 9

Omim ID: [603295](#)

Gene Ontology: [Hyperlink](#)

Gene Summary: SMAD family members, such as SMAD9, transduce signals from members of the TGF-beta (see TGFB1; MIM 190180) superfamily, which regulate growth, differentiation, apoptosis, and development (Nishita et al., 1999 [PubMed 10583507]).[supplied by OMIM

Other Designations: MAD (mothers against decapentaplegic, Drosophila) homolog 9,MAD, mothers against decapentaplegic homolog 9,Mothers against decapentaplegic, drosophila, homolog of, 9,OTTHUMP00000178565,SMAD, mothers against DPP homolog 9

Gene Pathway

[TGF-beta signaling pathway](#)

Related Disease

[Tobacco Use Disorder](#)

[服務條款](#) | [隱私權政策](#) | [著作及商標](#) | [網站地圖](#)

©2016 亞諾法生技股份有限公司 Abnova Corporation. 版權所有.