



SZABO SCANDIC

Part of Europa Biosite

Produktinformation



Forschungsprodukte & Biochemikalien



Zellkultur & Verbrauchsmaterial



Diagnostik & molekulare Diagnostik



Laborgeräte & Service

Weitere Information auf den folgenden Seiten!
See the following pages for more information!



Lieferung & Zahlungsart

siehe unsere [Liefer- und Versandbedingungen](#)

Zuschläge

- Mindermengenzuschlag
- Trockeneiszuschlag
- Gefahrgutzuschlag
- Expressversand

SZABO-SCANDIC HandelsgmbH

Quellenstraße 110, A-1100 Wien

T. +43(0)1 489 3961-0

F. +43(0)1 489 3961-7

mail@szabo-scandic.com

www.szabo-scandic.com

[linkedin.com/company/szaboscandic](https://www.linkedin.com/company/szaboscandic) 



SMAD9 purified MaxPab rabbit polyclonal antibody (D01P) MaxPab®

Catalog # : H00004093-D01P

規格 : [100 ug]

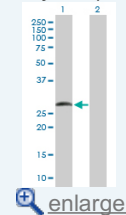
[List All](#)

Specification

Product Description:	Rabbit polyclonal antibody raised against a full-length human SMAD9 protein.
Immunogen:	SMAD9 (AAH67766.1, 1 a.a. ~ 225 a.a) full-length human protein.
Sequence:	MHSTTPISSLFSFTSPAVKRLLGWKQGDEEEKWAEKAVDSL VKLKKKK GAMDELERALSCPGQPSKCVTIPGSLDGRLQVSHRKGLPHVIYCRVWR WPDLQSHHELKPLECCEFPFGSKQKEVCINPYHYRRVETPVLPPVLVPR HSEYNPQLSLLAKFRSASLHSEPLMPHNATYPDSFQQPPCSALPPSPH AFSQSPCTASYPHSPGSPSEPESPYQHSDF
Host:	Rabbit
Reactivity:	Human
Quality Control Testing:	Antibody reactive against mammalian transfected lysate.
Storage Buffer:	In 1x PBS, pH 7.4
Storage Instruction:	Store at -20°C or lower. Aliquot to avoid repeated freezing and thawing.
MSDS:	 Download
Datasheet:	 Download

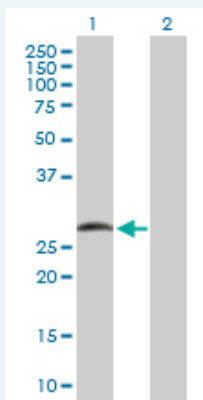
Application Image

Western Blot (Transfected lysate)



Applications


Western Blot (Transfected lysate)



Western Blot analysis of SMAD9 expression in transfected 293T cell line ([H00004093-T04](#)) by SMAD9 MaxPab polyclonal antibody.

Lane 1: SMAD9 transfected lysate(25.30 KDa).

Lane 2: Non-transfected lysate.

 [Protocol Download](#)

Gene Information

Entrez GeneID: [4093](#)

**GeneBank
Accession#:** [BC067766.1](#)

**Protein
Accession#:** [AAH67766.1](#)

Gene Name: SMAD9

Gene Alias: MADH6,MADH9,SMAD8A,SMAD8B

**Gene
Description:** SMAD family member 9

Omim ID: [603295](#)

Gene Ontology: [Hyperlink](#)

Gene Summary: SMAD family members, such as SMAD9, transduce signals from members of the TGF-beta (see TGFB1; MIM 190180) superfamily, which regulate growth, differentiation, apoptosis, and development (Nishita et al., 1999 [PubMed 10583507]).[supplied by OMIM

**Other
Designations:** MAD (mothers against decapentaplegic, Drosophila) homolog 9,MAD, mothers against decapentaplegic homolog 9,Mothers against decapentaplegic, drosophila, homolog of, 9,OTTHUMP00000178565,SMAD, mothers against DPP homolog 9

Gene Pathway

[TGF-beta signaling pathway](#)

Related Disease

[Tobacco Use Disorder](#)

[服務條款](#) | [隱私權政策](#) | [著作及商標](#) | [網站地圖](#)

©2016 亞諾法生技股份有限公司 Abnova Corporation. 版權所有.