



# SZABO SCANDIC

Part of Europa Biosite

## Produktinformation



Forschungsprodukte & Biochemikalien



Zellkultur & Verbrauchsmaterial



Diagnostik & molekulare Diagnostik



Laborgeräte & Service

Weitere Information auf den folgenden Seiten!  
See the following pages for more information!



### Lieferung & Zahlungsart

siehe unsere [Liefer- und Versandbedingungen](#)

### Zuschläge

- Mindermengenzuschlag
- Trockeneiszuschlag
- Gefahrgutzuschlag
- Expressversand

### SZABO-SCANDIC HandelsgmbH

Quellenstraße 110, A-1100 Wien

T. +43(0)1 489 3961-0

F. +43(0)1 489 3961-7

[mail@szabo-scandic.com](mailto:mail@szabo-scandic.com)

[www.szabo-scandic.com](http://www.szabo-scandic.com)

[linkedin.com/company/szaboscandic](https://www.linkedin.com/company/szaboscandic) 

## SMAD9 monoclonal antibody (M05), clone 3H2

Catalog # : H00004093-M05

規格 : [ 100 ug ]

[List All](#)

### Specification

**Product Description:** Mouse monoclonal antibody raised against a full-length recombinant SMAD9.

**Immunogen:** SMAD9 (AAH11559.1, 1 a.a. ~ 430 a.a) full-length recombinant protein with GST tag. MW of the GST tag alone is 26 KDa.

**Sequence:**  
 MHSTTPISLFSFTSPAVKRLLGWKQGDEEEKWAEKAVDSL VKKLKKKK  
 GAMDELERALSCPGQPSKCVTIPRSLDGRLQVSHCKGLPHVIYCRVWR  
 WPDLQSHHELKPLECCEFPFGSKQKEVCINPYHYRRVETPVLPPVLVPR  
 HSEYNQLSLLAKFRSASLHSEPLMPHNATYPDSFQQPPCSALPPSPSH  
 AFSQSPCTASYPHSPGSPSEPEPYQHSDFRPVCYEEPQHWCSVAYYE  
 LNNRVGETFQASSRSLIDGFTDPSNRRNRFCGLLSNVNRRNSTIENTRR  
 HIGKGVHLYYVGGEVYAECVSDSSIFVQSRNCNYQHGFHPATVCKIPSGC  
 SLKVFNNQLFAQLLAQSVHHGFVYELTKMCTIRMSFVKGWGAEYHR  
 QDVTSTPCWIEIHLHGPLQWLDKVLTKMGSPHNPISVS

**Host:** Mouse

**Reactivity:** Human

**Isotype:** IgG2a Kappa

**Quality Control Testing:** Antibody Reactive Against Recombinant Protein.

**Storage Buffer:** In 1x PBS, pH 7.4

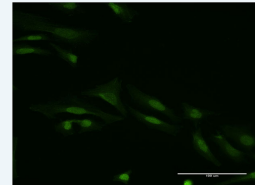
**Storage Instruction:** Store at -20°C or lower. Aliquot to avoid repeated freezing and thawing.


**MSDS:**  [Download](#)

**Datasheet:**  [Download](#)

### Application Image

Immunofluorescence

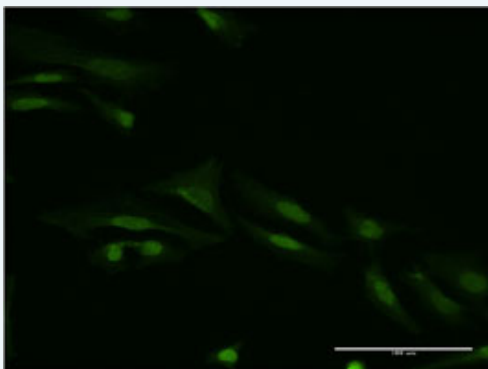


 [enlarge](#)

ELISA


### Applications

Immunofluorescence



 [enlarge this image](#)

Immunofluorescence of monoclonal antibody to SMAD9 on HeLa cell . [antibody concentration 10 ug/ml]

 [Protocol Download](#)

## ELISA

### Gene Information

Entrez GeneID: [4093](#)

GeneBank  
Accession#: [BC011559](#)

Protein  
Accession#: [AAH11559.1](#)

Gene Name: SMAD9

Gene Alias: MADH6,MADH9,SMAD8A,SMAD8B

Gene  
Description: SMAD family member 9

Omim ID: [603295](#)

Gene Ontology: [Hyperlink](#)

**Gene Summary:** SMAD family members, such as SMAD9, transduce signals from members of the TGF-beta (see TGFB1; MIM 190180) superfamily, which regulate growth, differentiation, apoptosis, and development (Nishita et al., 1999 [PubMed 10583507]).[supplied by OMIM

**Other Designations:** MAD (mothers against decapentaplegic, Drosophila) homolog 9,MAD, mothers against decapentaplegic homolog 9,Mothers against decapentaplegic, drosophila, homolog of, 9,OTTHUMP00000178565,SMAD, mothers against DPP homolog 9

### Gene Pathway

[TGF-beta signaling pathway](#)

### Related Disease

[Tobacco Use Disorder](#)