



SZABO SCANDIC

Part of Europa Biosite

Produktinformation



Forschungsprodukte & Biochemikalien



Zellkultur & Verbrauchsmaterial



Diagnostik & molekulare Diagnostik



Laborgeräte & Service

Weitere Information auf den folgenden Seiten!
See the following pages for more information!



Lieferung & Zahlungsart

siehe unsere [Liefer- und Versandbedingungen](#)

Zuschläge

- Mindermengenzuschlag
- Trockeneiszuschlag
- Gefahrgutzuschlag
- Expressversand

SZABO-SCANDIC HandelsgmbH

Quellenstraße 110, A-1100 Wien

T. +43(0)1 489 3961-0

F. +43(0)1 489 3961-7

mail@szabo-scandic.com

www.szabo-scandic.com

[linkedin.com/company/szaboscandic](https://www.linkedin.com/company/szaboscandic) 

MAF monoclonal antibody (M01), clone 6B6

Catalog # : H00004094-M01

規格 : [50 ug]

[List All](#)

Specification

Product Description: Mouse monoclonal antibody raised against a partial recombinant MAF.

Immunogen: MAF (NP_005351, 304 a.a. ~ 403 a.a) partial recombinant protein with GST tag. MW of the GST tag alone is 26 KDa.

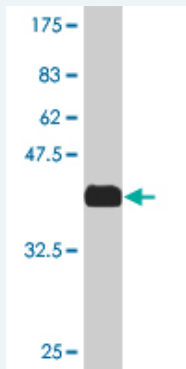
Sequence: SCRFKRVQQRHVLSEKNQLLQQVDHLKQEISRLVRERDAYKEKEYEKLVS
SSGFRENGSSSDNPSSPEFFITEPTRKLEPSVGYATFWKPQHRVLTSVF
TK

Host: Mouse

Reactivity: Human

Isotype: IgG2b Kappa

Quality Control Testing: Antibody Reactive Against Recombinant Protein.



Western Blot detection against Immunogen (36.74 KDa) .

Storage Buffer: In 1x PBS, pH 7.4

Storage Instruction: Store at -20°C or lower. Aliquot to avoid repeated freezing and thawing.

MSDS: [Download](#)

Datasheet: [Download](#)

Applications

Western Blot (Recombinant protein)

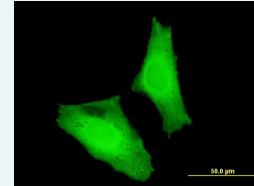
[Protocol Download](#)

Immunofluorescence

Application Image

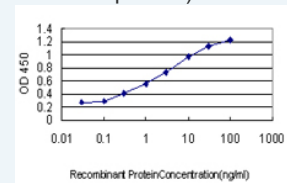
Western Blot (Recombinant protein)

Immunofluorescence



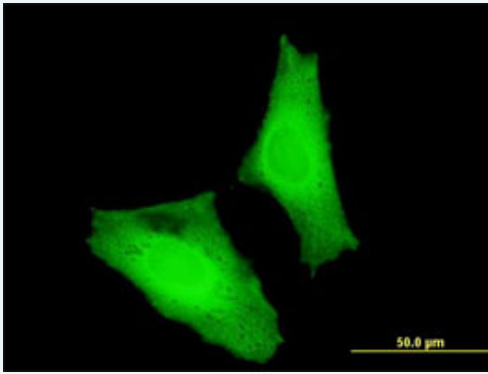
[enlarge](#)

Sandwich ELISA (Recombinant protein)



[enlarge](#)

ELISA

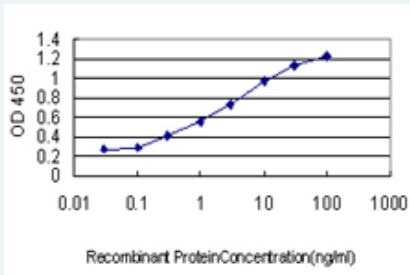


[enlarge this image](#)

Immunofluorescence of monoclonal antibody to MAF on HeLa cell . [antibody concentration 10 ug/ml]

[Protocol Download](#)

Sandwich ELISA (Recombinant protein)



Detection limit for recombinant GST tagged MAF is approximately 0.1ng/ml as a capture antibody.

[Protocol Download](#)

ELISA

Gene Information

Entrez GeneID: [4094](#)

GeneBank [NM_005360](#)

Accession#:

Protein [NP_005351](#)

Accession#:

Gene Name: MAF

Gene Alias: MGC71685,c-MAF

Gene Description: v-maf musculoaponeurotic fibrosarcoma oncogene homolog (avian)

Omim ID: [177075](#), [610202](#)

Gene Ontology: [Hyperlink](#)

Other Designations: Avian musculoaponeurotic fibrosarcoma (MAF) protooncogene,OTTHUMP00000196745,T lymphocyte c-maf long form,c-maf proto-oncogene,v-maf musculoaponeurotic fibrosarcoma oncogene homolog

Related Disease

[Birth Weight](#) [Cardiovascular Diseases](#) [Diabetes Mellitus](#) [Diabetes Mellitus, Type 2](#)
[Genetic Predisposition to Disease](#) [Obesity](#)

