



SZABO SCANDIC

Part of Europa Biosite

Produktinformation



Forschungsprodukte & Biochemikalien



Zellkultur & Verbrauchsmaterial



Diagnostik & molekulare Diagnostik



Laborgeräte & Service

Weitere Information auf den folgenden Seiten!
See the following pages for more information!



Lieferung & Zahlungsart

siehe unsere [Liefer- und Versandbedingungen](#)

Zuschläge

- Mindermengenzuschlag
- Trockeneiszuschlag
- Gefahrgutzuschlag
- Expressversand

SZABO-SCANDIC HandelsgmbH

Quellenstraße 110, A-1100 Wien

T. +43(0)1 489 3961-0

F. +43(0)1 489 3961-7

mail@szabo-scandic.com

www.szabo-scandic.com

[linkedin.com/company/szaboscandic](https://www.linkedin.com/company/szaboscandic) 

MAF monoclonal antibody (M02), clone 6B8

Catalog # : H00004094-M02

規格 : [100 ug]

[List All](#)

Specification

Product Description: Mouse monoclonal antibody raised against a partial recombinant MAF.

Immunogen: MAF (NP_005351, 304 a.a. ~ 403 a.a) partial recombinant protein with GST tag. MW of the GST tag alone is 26 KDa.

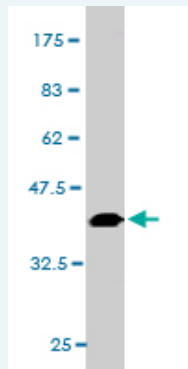
Sequence: SCRFKRVQQRHVLSEKNQLLQQVDHLKQEISRLVRERDAYKEKEYEKLVS
SSGFRENGSSSDNPSSPEFFITEPTRKLEPSVGYATFWKPQHRVLTSVF
TK

Host: Mouse

Reactivity: Human, Rat

Isotype: IgG2b Kappa

Quality Control Testing: Antibody Reactive Against Recombinant Protein.



Western Blot detection against Immunogen (36.74 KDa) .

Storage Buffer: In 1x PBS, pH 7.4

Storage Instruction: Store at -20°C or lower. Aliquot to avoid repeated freezing and thawing.

MSDS: [Download](#)

Datasheet: [Download](#)

Publication Reference

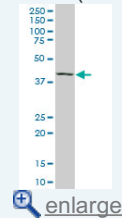
1. [TAC1 expression is associated with a mature bone marrow plasma cell signature and C-MAF overexpression in human myeloma cell lines.](#)
Moreaux J, Hose D, Jourdan M, Reme T, Hundemer M, Moos M, Robert N, Moine P, De Vos J, Goldschmidt H, Klein B. *Haematologica*. 2007 Jun;92(6):803-11.

Applications

Western Blot (Cell lysate)

Application Image

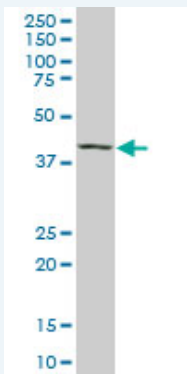
Western Blot (Cell lysate)



[enlarge](#)

Western Blot (Recombinant protein)

ELISA



MAF monoclonal antibody (M02), clone 6B8. Western Blot analysis of MAF expression in PC-12 (Cat # L012V1).

 [Protocol Download](#)

Western Blot (Recombinant protein)

 [Protocol Download](#)

ELISA

Gene Information

Entrez GeneID: [4094](#)

GeneBank Accession#: [NM_005360](#)

Protein Accession#: [NP_005351](#)

Gene Name: MAF

Gene Alias: MGC71685,c-MAF

Gene Description: v-maf musculoaponeurotic fibrosarcoma oncogene homolog (avian)

Omim ID: [177075](#), [610202](#)

Gene Ontology: [Hyperlink](#)

Other Designations: Avian musculoaponeurotic fibrosarcoma (MAF) protooncogene,OTTHUMP00000196745,T lymphocyte c-maf long form,c-maf proto-oncogene,v-maf musculoaponeurotic fibrosarcoma oncogene homolog

Related Disease

[Birth Weight](#) [Cardiovascular Diseases](#) [Diabetes Mellitus](#) [Diabetes Mellitus, Type 2](#) [Genetic Predisposition to Disease](#) [Obesity](#)