



# SZABO SCANDIC

Part of Europa Biosite

## Produktinformation



Forschungsprodukte & Biochemikalien



Zellkultur & Verbrauchsmaterial



Diagnostik & molekulare Diagnostik



Laborgeräte & Service

Weitere Information auf den folgenden Seiten!  
See the following pages for more information!



### Lieferung & Zahlungsart

siehe unsere [Liefer- und Versandbedingungen](#)

### Zuschläge

- Mindermengenzuschlag
- Trockeneiszuschlag
- Gefahrgutzuschlag
- Expressversand

### SZABO-SCANDIC HandelsgmbH

Quellenstraße 110, A-1100 Wien

T. +43(0)1 489 3961-0

F. +43(0)1 489 3961-7

[mail@szabo-scandic.com](mailto:mail@szabo-scandic.com)

[www.szabo-scandic.com](http://www.szabo-scandic.com)

[linkedin.com/company/szaboscandic](https://www.linkedin.com/company/szaboscandic) 



# MAFG purified MaxPab mouse polyclonal antibody (B01P) MaxPab®

Catalog # : H00004097-B01P

規格 : [ 50 ug ]

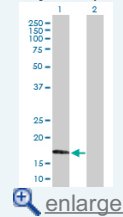
[List All](#)

## Specification

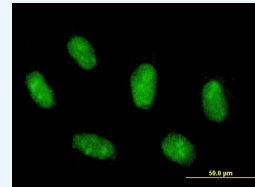
<b>Product Description:</b>	Mouse polyclonal antibody raised against a full-length human MAFG protein.
<b>Immunogen:</b>	MAFG (NP_002350.1, 1 a.a. ~ 162 a.a) full-length human protein.
<b>Sequence:</b>	MTTPNKGKALKVKREPGENGTSLTDEELVTMSVRELNQHLRGLSKEEIVQLKQRRRTLKNRGYAASCRVKRVTQKEELEKQKAELQQEVEKLAASEN ASMKLELDALRSKYEALQTFARTVARSPVAPARGPLAAGLGPLVPGKVA ATSVITVKSKT DARS
<b>Host:</b>	Mouse
<b>Reactivity:</b>	Human
<b>Quality Control Testing:</b>	Antibody reactive against mammalian transfected lysate.
<b>Storage Buffer:</b>	In 1x PBS, pH 7.4
<b>Storage Instruction:</b>	Store at -20°C or lower. Aliquot to avoid repeated freezing and thawing.
<b>MSDS:</b>	 <a href="#">Download</a>
<b>Datasheet:</b>	 <a href="#">Download</a>

## Application Image

Western Blot (Transfected lysate)

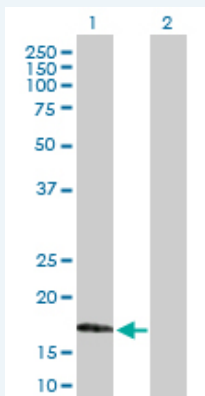


Immunofluorescence



## Applications

### Western Blot (Transfected lysate)



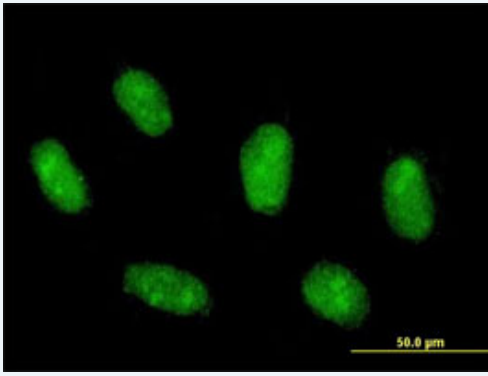
Western Blot analysis of MAFG expression in transfected 293T cell line ([H00004097-T02](#)) by MAFG MaxPab polyclonal antibody.

Lane 1: MAFG transfected lysate(17.82 KDa).

Lane 2: Non-transfected lysate.

 [Protocol Download](#)

### Immunofluorescence



[enlarge this image](#)

Immunofluorescence of purified MaxPab antibody to MAFG on Daoy cell. [antibody concentration 10 ug/ml]

 [Protocol Download](#)

### Gene Information

**Entrez GeneID:** [4097](#)

**GeneBank  
Accession#:** [NM\\_002359.2](#)

**Protein  
Accession#:** [NP\\_002350.1](#)

**Gene Name:** MAFG

**Gene Alias:** MGC13090,MGC20149

**Gene  
Description:** v-maf musculoaponeurotic fibrosarcoma oncogene homolog G (avian)

**Omim ID:** [602020](#)

**Gene Ontology:** [Hyperlink](#)

**Other  
Designations:** basic leucine zipper transcription factor MafG,transcription factor MafG,v-maf musculoaponeurotic fibrosarcoma oncogene homolog G

### Related Disease

[Genetic Predisposition to Disease Lung Neoplasms](#)

[服務條款](#) | [隱私權政策](#) | [著作及商標](#) | [網站地圖](#)

©2016 亞諾法生技股份有限公司 Abnova Corporation. 版權所有.