



SZABO SCANDIC

Part of Europa Biosite

Produktinformation



Forschungsprodukte & Biochemikalien



Zellkultur & Verbrauchsmaterial



Diagnostik & molekulare Diagnostik



Laborgeräte & Service

Weitere Information auf den folgenden Seiten!
See the following pages for more information!



Lieferung & Zahlungsart

siehe unsere [Liefer- und Versandbedingungen](#)

Zuschläge

- Mindermengenzuschlag
- Trockeneiszuschlag
- Gefahrgutzuschlag
- Expressversand

SZABO-SCANDIC HandelsgmbH

Quellenstraße 110, A-1100 Wien

T. +43(0)1 489 3961-0

F. +43(0)1 489 3961-7

mail@szabo-scandic.com

www.szabo-scandic.com

[linkedin.com/company/szaboscandic](https://www.linkedin.com/company/szaboscandic) 

MAGEA2 monoclonal antibody (M01), clone 1H4

Catalog # : H00004101-M01

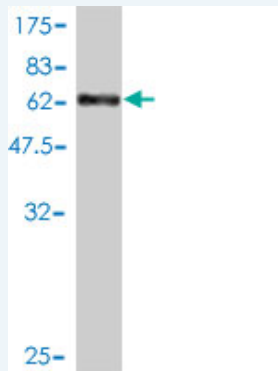
規格 : [100 ug]

[List All](#)

Specification

Product Description:	Mouse monoclonal antibody raised against a full length recombinant MAGEA2.
Immunogen:	MAGEA2 (AAH63681, 1 a.a. ~ 314 a.a) full-length recombinant protein with GST tag. MW of the GST tag alone is 26 KDa.
Sequence:	MPLEQRSQHCKPEEGLEARGEALGLVGAQAPATEEQQTASSSSTLVEV TLGEVPAADSPSPHSPQGASSFSTTINYTLWRQSDEGSSNQEEEGPR MFPDLESEFQAAISRKMVELVHFLLLKYQAREPVTKAEMLESVLRNCQD FFPVIFSKASEYLQLVFGIEWVEVWPISHLYILVTCLGLSYDGLLGDNQVMP KTGLLIIVLAIIAIEGDCAPEEKIWEELSMLEVFEGREDSVFAHPRKLLMQD LVQENYLEYRQVPGSDPACYEFLWGPRALIETSYVKVLHHTLKIGGEPHI SYPPLHERALREGEE
Host:	Mouse
Reactivity:	Human
Isotype:	IgG1 kappa

Quality Control Testing: Antibody Reactive Against Recombinant Protein.



Western Blot detection against Immunogen (60.28 KDa) .

Storage Buffer: In 1x PBS, pH 7.4

Storage Instruction: Store at -20°C or lower. Aliquot to avoid repeated freezing and thawing.

MSDS: [Download](#)

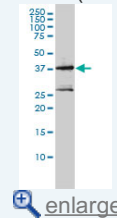
Datasheet: [Download](#)

Applications

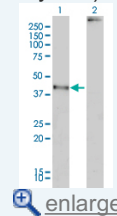
Western Blot (Cell lysate)

Application Image

Western Blot (Cell lysate)

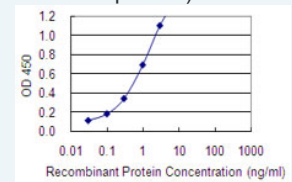


Western Blot (Transfected lysate)



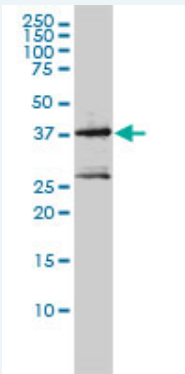
Western Blot (Recombinant protein)

Sandwich ELISA (Recombinant protein)



[enlarge](#)


ELISA



MAGEA2 monoclonal antibody (M01), clone 1H4 Western Blot analysis of MAGEA2 expression in Jurkat (Cat # L017V1).

[Protocol Download](#)

Western Blot (Transfected lysate)



Western Blot analysis of MAGEA2 expression in transfected 293T cell line by MAGEA2 monoclonal antibody (M01), clone 1H4.

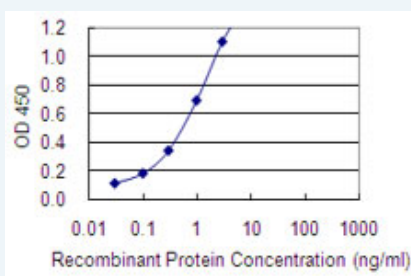
Lane 1: MAGEA2 transfected lysate(35 KDa).
Lane 2: Non-transfected lysate.

[Protocol Download](#)

Western Blot (Recombinant protein)

[Protocol Download](#)

Sandwich ELISA (Recombinant protein)



Detection limit for recombinant GST tagged MAGEA2 is 0.03 ng/ml as a capture antibody.

[Protocol Download](#)

ELISA

Gene Information

Entrez GeneID: [4101](#)

GeneBank [BC063681](#)

Accession#:

Protein [AAH63681](#)

Accession#:

Gene Name: MAGEA2

Gene Alias: MAGE2,MAGEA2A,MGC131923

Gene Description: melanoma antigen family A, 2

Omim ID: [300173](#)

Gene Ontology: [Hyperlink](#)

Gene Summary: This gene is a member of the MAGEA gene family. The members of this family encode proteins with 50 to 80% sequence identity to each other. The promoters and first exons of the MAGEA genes show considerable variability, suggesting that the existence of this gene family enables the same function to be expressed under different transcriptional controls. The MAGEA genes are clustered at chromosomal location Xq28. They have been implicated in some hereditary disorders, such as dyskeratosis congenita. This gene has two identical copies at different loci. Alternatively spliced transcript variants encoding the same protein have been identified for this gene. [provided by RefSeq]

Other Designations: OTTHUMP00000024219,melanoma antigen 2,melanoma-associated antigen 2

[服務條款](#) | [隱私權政策](#) | [著作及商標](#) | [網站地圖](#)

©2016 亞諾法生技股份有限公司 Abnova Corporation. 版權所有.