



# SZABO SCANDIC

Part of Europa Biosite

## Produktinformation



Forschungsprodukte & Biochemikalien



Zellkultur & Verbrauchsmaterial



Diagnostik & molekulare Diagnostik



Laborgeräte & Service

Weitere Information auf den folgenden Seiten!  
See the following pages for more information!



### Lieferung & Zahlungsart

siehe unsere [Liefer- und Versandbedingungen](#)

### Zuschläge

- Mindermengenzuschlag
- Trockeneiszuschlag
- Gefahrgutzuschlag
- Expressversand

### SZABO-SCANDIC HandelsgmbH

Quellenstraße 110, A-1100 Wien

T. +43(0)1 489 3961-0

F. +43(0)1 489 3961-7

[mail@szabo-scandic.com](mailto:mail@szabo-scandic.com)

[www.szabo-scandic.com](http://www.szabo-scandic.com)

[linkedin.com/company/szaboscandic](https://www.linkedin.com/company/szaboscandic) 

## MAGEA3 polyclonal antibody (A01)

Catalog # : H00004102-A01

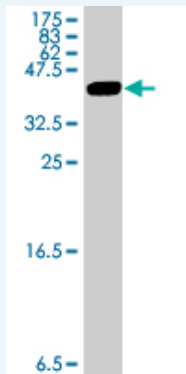
規格 : [ 50 uL ]

List All

### Specification

<b>Product Description:</b>	Mouse polyclonal antibody raised against a partial recombinant MAGEA3.
<b>Immunogen:</b>	MAGEA3 (NP_005353, 44 a.a. ~ 114 a.a) partial recombinant protein with GST tag.
<b>Sequence:</b>	TLVEVTLGEVPAAESDPDPQSPQGASSLPTTMNYPLWSQSYEDSSNQE EEGPSTFPDLESEFQAALSRKVA
<b>Host:</b>	Mouse
<b>Reactivity:</b>	Human

**Quality Control Testing:** Antibody Reactive Against Recombinant Protein.



Western Blot detection against Immunogen (33.92 KDa) .

**Storage Buffer:** 50 % glycerol

**Storage Instruction:** Store at -20°C or lower. Aliquot to avoid repeated freezing and thawing.

**MSDS:** [Download](#)


**Datasheet:** [Download](#)

### Applications

Western Blot (Tissue lysate)


### Application Image

Western Blot (Tissue lysate)



Western Blot (Recombinant protein)

ELISA



MAGEA3 polyclonal antibody (A01). Western Blot analysis of MAGEA3 expression in human ovarian cancer.

 [Protocol Download](#)

#### Western Blot (Recombinant protein)

 [Protocol Download](#)

#### ELISA

#### Gene Information

**Entrez GeneID:** [4102](#)

**GeneBank** [NM\\_005362](#)

**Accession#:**

**Protein** [NP\\_005353](#)

**Accession#:**

**Gene Name:** MAGEA3

**Gene Alias:** HIP8,HYPD,MAGE3,MAGEA6,MGC14613

**Gene** melanoma antigen family A, 3

**Description:**

**Omim ID:** [300174](#)

**Gene Ontology:** [Hyperlink](#)

**Gene Summary:** This gene is a member of the MAGEA gene family. The members of this family encode proteins with 50 to 80% sequence identity to each other. The promoters and first exons of the MAGEA genes show considerable variability, suggesting that the existence of this gene family enables the same function to be expressed under different transcriptional controls. The MAGEA genes are clustered at chromosomal location Xq28. They have been implicated in some hereditary disorders, such as dyskeratosis congenita. [provided by RefSeq]

**Other Designations:** MAGE-3 antigen,OTTHUMP00000024220,antigen MZ2-D,melanoma-associated antigen 3