



# SZABO SCANDIC

Part of Europa Biosite

## Produktinformation



Forschungsprodukte & Biochemikalien



Zellkultur & Verbrauchsmaterial



Diagnostik & molekulare Diagnostik



Laborgeräte & Service

Weitere Information auf den folgenden Seiten!  
See the following pages for more information!



### Lieferung & Zahlungsart

siehe unsere [Liefer- und Versandbedingungen](#)

### Zuschläge

- Mindermengenzuschlag
- Trockeneiszuschlag
- Gefahrgutzuschlag
- Expressversand

### SZABO-SCANDIC HandelsgmbH

Quellenstraße 110, A-1100 Wien

T. +43(0)1 489 3961-0

F. +43(0)1 489 3961-7

[mail@szabo-scandic.com](mailto:mail@szabo-scandic.com)

[www.szabo-scandic.com](http://www.szabo-scandic.com)

[linkedin.com/company/szaboscandic](https://www.linkedin.com/company/szaboscandic) 

## MAGEA3 purified MaxPab rabbit polyclonal antibody (D01P) MaxPab®

Catalog # : H00004102-D01P

規格 : [ 100 ug ]

[List All](#)

### Specification

**Product Description:** Rabbit polyclonal antibody raised against a full-length human MAGEA3 protein.

**Immunogen:** MAGEA3 (NP\_005353.1, 1 a.a. ~ 314 a.a) full-length human protein.

**Sequence:**  
 MPLEQRSQHCKPEEGLEARGEALGLVGAQAPATEEQEPASSSSTLVEV  
 TLGEVPAESPDPQSPQGASSLPTTMNYPLWSQSYEDSSNQEEEGPS  
 TFPDLESEFQAALSRKVAELVHFLLLKYRAREPVTKAEMLGSVGNWQY  
 FFPVIFSKASSSLQLVFGIELMEVDPIGHLYIFATCLGLSYDGLLGDNQIMP  
 KAGLLIIVLAIAREGDCAPEEKIWEELSVLEVFEGREDSILGDPKLLTQHF  
 VQENYLEYRQVPGSDPACYEFLWGPRLVETSYVKVLHMHMVKISGGPHI  
 SYPPLHEWVLRGEE

**Host:** Rabbit

**Reactivity:** Human

**Quality Control Testing:** Antibody reactive against mammalian transfected lysate.

**Storage Buffer:** In 1x PBS, pH 7.4

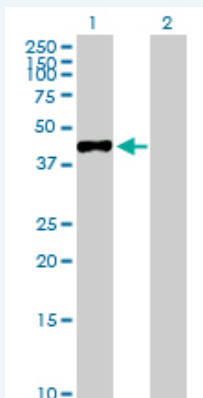
**Storage Instruction:** Store at -20°C or lower. Aliquot to avoid repeated freezing and thawing.

**MSDS:**  [Download](#)

**Datasheet:**  [Download](#)

### Applications


#### Western Blot (Transfected lysate)



Western Blot analysis of MAGEA3 expression in transfected 293T cell line (H00004102-T01) by MAGEA3 MaxPab polyclonal antibody.

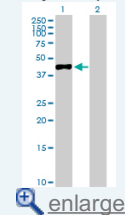
Lane 1: MAGEA3 transfected lysate(34.70 KDa).


Lane 2: Non-transfected lysate.

 [Protocol Download](#)

### Application Image

Western Blot (Transfected lysate)



 enlarge

## Gene Information

---

**Entrez GeneID:** [4102](#)

---

**GeneBank  
Accession#:** [NM\\_005362.3](#)

---

**Protein  
Accession#:** [NP\\_005353.1](#)

---

**Gene Name:** MAGEA3

---

**Gene Alias:** HIP8,HYPD,MAGE3,MAGEA6,MGC14613

---

**Gene  
Description:** melanoma antigen family A, 3

---

**Omim ID:** [300174](#)

---

**Gene Ontology:** [Hyperlink](#)

---

**Gene Summary:** This gene is a member of the MAGEA gene family. The members of this family encode proteins with 50 to 80% sequence identity to each other. The promoters and first exons of the MAGEA genes show considerable variability, suggesting that the existence of this gene family enables the same function to be expressed under different transcriptional controls. The MAGEA genes are clustered at chromosomal location Xq28. They have been implicated in some hereditary disorders, such as dyskeratosis congenita. [provided by RefSeq]

---

**Other  
Designations:** MAGE-3 antigen,OTTHUMP00000024220,antigen MZ2-D,melanoma-associated antigen 3

---

---

[服務條款](#) | [隱私權政策](#) | [著作及商標](#) | [網站地圖](#)

©2016 亞諾法生技股份有限公司 Abnova Corporation. 版權所有.