



# SZABO SCANDIC

Part of Europa Biosite

## Produktinformation



Forschungsprodukte & Biochemikalien



Zellkultur & Verbrauchsmaterial



Diagnostik & molekulare Diagnostik



Laborgeräte & Service

Weitere Information auf den folgenden Seiten!  
See the following pages for more information!



### Lieferung & Zahlungsart

siehe unsere [Liefer- und Versandbedingungen](#)

### Zuschläge

- Mindermengenzuschlag
- Trockeneiszuschlag
- Gefahrgutzuschlag
- Expressversand

### SZABO-SCANDIC HandelsgmbH

Quellenstraße 110, A-1100 Wien

T. +43(0)1 489 3961-0

F. +43(0)1 489 3961-7

[mail@szabo-scandic.com](mailto:mail@szabo-scandic.com)

[www.szabo-scandic.com](http://www.szabo-scandic.com)

[linkedin.com/company/szaboscandic](https://www.linkedin.com/company/szaboscandic) 

## MAGEA5 monoclonal antibody (M01), clone 6A5

Catalog # : H00004104-M01

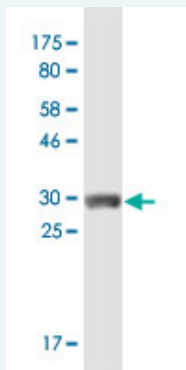
規格 : [ 100 ug ]

[List All](#)

### Specification

<b>Product Description:</b>	Mouse monoclonal antibody raised against a partial recombinant MAGEA5.
<b>Immunogen:</b>	MAGEA5 (NP_066387.1, 60 a.a. ~ 124 a.a) partial recombinant protein with GST tag. MW of the GST tag alone is 26 KDa.
<b>Sequence:</b>	GPLKSPQGASAIPTAIDFTLWRQSIKSSNQEEEGPSTSPDPESVFRAAL SKKVADLIHFLLLY
<b>Host:</b>	Mouse
<b>Reactivity:</b>	Human
<b>Isotype:</b>	IgG2a Kappa

**Quality Control Testing:** Antibody Reactive Against Recombinant Protein.



Western Blot detection against Immunogen (32.89 KDa) .

**Storage Buffer:** In 1x PBS, pH 7.4

**Storage Instruction:** Store at -20°C or lower. Aliquot to avoid repeated freezing and thawing.

**Datasheet:**  [Download](#)

### Applications

**Western Blot (Recombinant protein)**

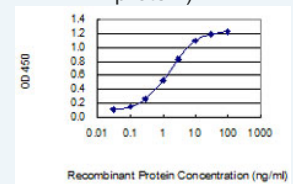
 [Protocol Download](#)

**Sandwich ELISA (Recombinant protein)**

### Application Image

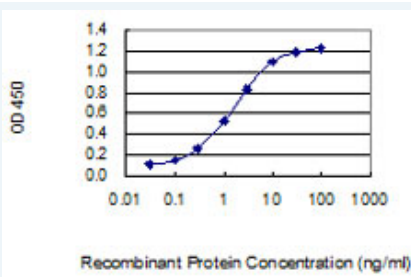
Western Blot (Recombinant protein)

Sandwich ELISA (Recombinant protein)




 [enlarge](#)

ELISA



Detection limit for recombinant GST tagged MAGEA5 is 0.03 ng/ml as a capture antibody.

 [Protocol Download](#)

## ELISA

### Gene Information

Entrez GeneID: [4104](#)

GeneBank [NM\\_021049.4](#)

Accession#:

Protein [NP\\_066387.1](#)

Accession#:

Gene Name: MAGEA5

Gene Alias: MAGE5,MAGEA4,MGC129526

Gene Description: melanoma antigen family A, 5

Description:

Omim ID: [300340](#)

Gene Ontology: [Hyperlink](#)

**Gene Summary:** This gene is a member of the MAGEA gene family. The members of this family encode proteins with 50 to 80% sequence identity to each other. The promoters and first exons of the MAGEA genes show considerable variability, suggesting that the existence of this gene family enables the same function to be expressed under different transcriptional controls. The MAGEA genes are clustered at chromosomal location Xq28. They have been implicated in some hereditary disorders, such as dyskeratosis congenita. [provided by RefSeq]

Other Designations: MAGE-5a antigen,MAGE-5b antigen

Designations:

[服務條款](#) | [隱私權政策](#) | [著作及商標](#) | [網站地圖](#)

©2016 亞諾法生技股份有限公司 Abnova Corporation. 版權所有.