



SZABO SCANDIC

Part of Europa Biosite

Produktinformation



Forschungsprodukte & Biochemikalien



Zellkultur & Verbrauchsmaterial



Diagnostik & molekulare Diagnostik



Laborgeräte & Service

Weitere Information auf den folgenden Seiten!
See the following pages for more information!



Lieferung & Zahlungsart

siehe unsere [Liefer- und Versandbedingungen](#)

Zuschläge

- Mindermengenzuschlag
- Trockeneiszuschlag
- Gefahrgutzuschlag
- Expressversand

SZABO-SCANDIC HandelsgmbH

Quellenstraße 110, A-1100 Wien

T. +43(0)1 489 3961-0

F. +43(0)1 489 3961-7

mail@szabo-scandic.com

www.szabo-scandic.com

[linkedin.com/company/szaboscandic](https://www.linkedin.com/company/szaboscandic) 

MAGEA8 purified MaxPab rabbit polyclonal antibody (D01P) MaxPab®

Catalog # : H00004107-D01P

規格 : [100 ug]

List All

Specification

Product Description: Rabbit polyclonal antibody raised against a full-length human MAGEA8 protein.

Immunogen: MAGEA8 (NP_005355.2, 1 a.a. ~ 318 a.a) full-length human protein.

Sequence:
 MLLGQKSQRYKAEGLQAQGEAPGLMDVQIPTAEEQKAASSSSTLIMG
 TLEEVTDSGSPSPQSPGASSSLTVTDSLWSQSDEGSSSNEEEGPS
 NHFPDIFSKASECMQVIFGIDVKEVDPAGHSYLVTCLGLSYDGLLGDDQS
 TPKTGLLIIVLGMILMEGSRAPPEEAIWEALSVMGLYDGREHSVYWKLRKLL
 TQEWVQENYLEYRQAPGSDPVRYEFLWGPRALAETS YVKVLEHVVRVN
 ARVRISYPSLHEEALGEEKGV

Host: Rabbit

Reactivity: Human, Mouse

Quality Control Testing: Antibody reactive against mammalian transfected lysate.

Storage Buffer: In 1x PBS, pH 7.4

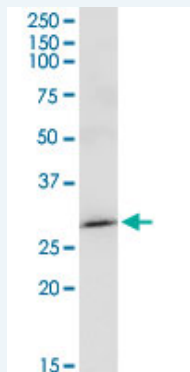
Storage Instruction: Store at -20°C or lower. Aliquot to avoid repeated freezing and thawing.

MSDS:  [Download](#)

Datasheet:  [Download](#)

Applications

Western Blot (Tissue lysate)



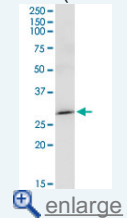
MAGEA8 MaxPab rabbit polyclonal antibody. Western Blot analysis of MAGEA8 expression in human kidney.

 [Protocol Download](#)

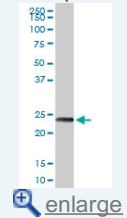
Western Blot (Tissue lysate)

Application Image

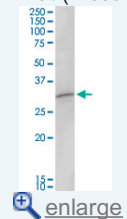
Western Blot (Tissue lysate)



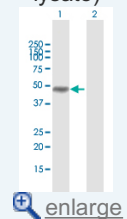
Western Blot (Tissue lysate)




Western Blot (Tissue lysate)



Western Blot (Transfected lysate)

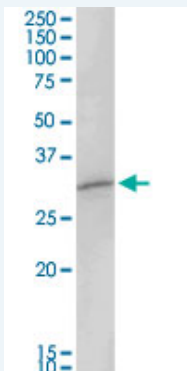




MAGEA8 MaxPab rabbit polyclonal antibody. Western Blot analysis of MAGEA8 expression in human liver.

[Protocol Download](#)

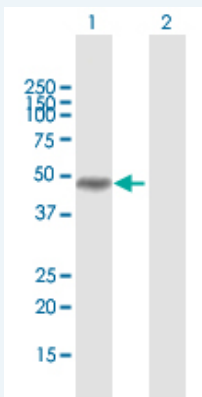
Western Blot (Tissue lysate)



MAGEA8 MaxPab rabbit polyclonal antibody. Western Blot analysis of MAGEA8 expression in mouse spleen.

[Protocol Download](#)

Western Blot (Transfected lysate)



Western Blot analysis of MAGEA8 expression in transfected 293T cell line (H00004107-T01) by MAGEA8 MaxPab polyclonal antibody.

Lane 1: MAGEA8 transfected lysate(35.20 KDa).

Lane 2: Non-transfected lysate.

[Protocol Download](#)

Gene Information

Entrez GeneID: [4107](#)

GeneBank [NM_005364](#)
Accession#:

Protein [NP_005355.2](#)
Accession#:

Gene Name: MAGEA8

Gene Alias: MAGE8,MGC2182

Gene Description: melanoma antigen family A, 8

Omim ID: [300341](#)

Gene Ontology: [Hyperlink](#)

Gene Summary: This gene is a member of the MAGEA gene family. The members of this family encode proteins with 50 to 80% sequence identity to each other. The promoters and first exons of the MAGEA genes show considerable variability, suggesting that the existence of this gene family enables the same function to be expressed under different transcriptional controls. The MAGEA genes are clustered at chromosomal location Xq28. They have been implicated in some hereditary disorders, such as dyskeratosis congenita. [provided by RefSeq]

Other Designations: MAGE-8 antigen,OTTHUMP00000024218

[服務條款](#) | [隱私權政策](#) | [著作及商標](#) | [網站地圖](#)

©2016 亞諾法生技股份有限公司 Abnova Corporation. 版權所有.