



SZABO SCANDIC

Part of Europa Biosite

Produktinformation



Forschungsprodukte & Biochemikalien



Zellkultur & Verbrauchsmaterial



Diagnostik & molekulare Diagnostik



Laborgeräte & Service

Weitere Information auf den folgenden Seiten!
See the following pages for more information!



Lieferung & Zahlungsart

siehe unsere [Liefer- und Versandbedingungen](#)

Zuschläge

- Mindermengenzuschlag
- Trockeneiszuschlag
- Gefahrgutzuschlag
- Expressversand

SZABO-SCANDIC HandelsgmbH

Quellenstraße 110, A-1100 Wien

T. +43(0)1 489 3961-0

F. +43(0)1 489 3961-7

mail@szabo-scandic.com

www.szabo-scandic.com

[linkedin.com/company/szaboscandic](https://www.linkedin.com/company/szaboscandic) 

MAGEA9 monoclonal antibody (M04), clone 2C2

Catalog # : H00004108-M04

規格 : [100 ug]

[List All](#)

Specification

Product Description: Mouse monoclonal antibody raised against a full length recombinant MAGEA9.

Immunogen: MAGEA9 (AAH02351.1, 1 a.a. ~ 315 a.a) full-length recombinant protein with GST tag. MW of the GST tag alone is 26 KDa.

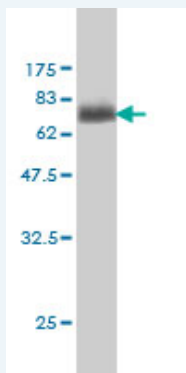
Sequence:
 MSLEQRSPHCKPDEDLEAQGEDLGLMGAQEPTGEEETSSSDSKEEE
 VSAAGSSPPQSPQGGASSISVYYTLWSQFDEGSSSQEEEEPSSSD
 PAQLFEMFQEALVKVAELVHLLHKYRVKEPVTKAEMLESVIKNYKRYF
 PVIFGKASEFMQVIFGTDVKEVDPAGHSYILVTALGLSCDSMLGDGHSM
 P
 KAALLIIVLGVILTKDNCAPEEVIWEALSMGVVYVGEHMFYGEPRKLLTQ
 DWVQENYLEYRQVPGSDPAHYEFLWGSKAHAETSYEKVINYLVMLNARE
 PICYPSLYEEVLGEEQEGV

Host: Mouse

Reactivity: Human

Isotype: IgG1 Kappa

Quality Control Testing: Antibody Reactive Against Recombinant Protein.



Western Blot detection against Immunogen (60.39 KDa) .

Storage Buffer: In 1x PBS, pH 7.4

Storage Instruction: Store at -20°C or lower. Aliquot to avoid repeated freezing and thawing.

MSDS: [Download](#)

Datasheet: [Download](#)

Applications

Western Blot (Recombinant protein)

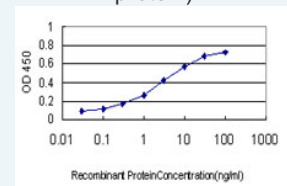
[Protocol Download](#)

Sandwich ELISA (Recombinant protein)

Application Image

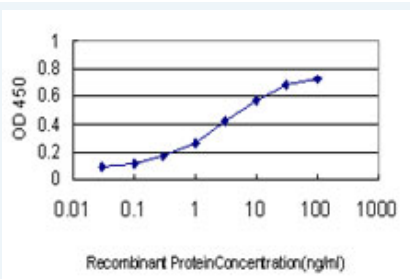
Western Blot (Recombinant protein)

Sandwich ELISA (Recombinant protein)



[enlarge](#)

ELISA



Detection limit for recombinant GST tagged MAGEA9 is approximately 0.03ng/ml as a capture antibody.

 [Protocol Download](#)

ELISA

Gene Information

Entrez GeneID: [4108](#)

GeneBank [BC002351](#)

Accession#:

Protein [AAH02351.1](#)

Accession#:

Gene Name: MAGEA9

Gene Alias: MAGE9,MGC8421

Gene Description: melanoma antigen family A, 9

Omim ID: [300342](#)

Gene Ontology: [Hyperlink](#)

Gene Summary: This gene is a member of the MAGEA gene family. The members of this family encode proteins with 50 to 80% sequence identity to each other. The promoters and first exons of the MAGEA genes show considerable variability, suggesting that the existence of this gene family enables the same function to be expressed under different transcriptional controls. The MAGEA genes are clustered at chromosomal location Xq28. They have been implicated in some hereditary disorders, such as dyskeratosis congenita. [provided by RefSeq]

Other Designations: MAGE-9 antigen,OTTHUMP00000024214,melanoma-associated antigen 9

[服務條款](#) | [隱私權政策](#) | [著作及商標](#) | [網站地圖](#)

©2016 亞諾法生技股份有限公司 Abnova Corporation. 版權所有.