



# SZABO SCANDIC

Part of Europa Biosite

## Produktinformation



Forschungsprodukte & Biochemikalien



Zellkultur & Verbrauchsmaterial



Diagnostik & molekulare Diagnostik



Laborgeräte & Service

Weitere Information auf den folgenden Seiten!  
See the following pages for more information!



### Lieferung & Zahlungsart

siehe unsere [Liefer- und Versandbedingungen](#)

### Zuschläge

- Mindermengenzuschlag
- Trockeneiszuschlag
- Gefahrgutzuschlag
- Expressversand

### SZABO-SCANDIC HandelsgmbH

Quellenstraße 110, A-1100 Wien

T. +43(0)1 489 3961-0

F. +43(0)1 489 3961-7

[mail@szabo-scandic.com](mailto:mail@szabo-scandic.com)

[www.szabo-scandic.com](http://www.szabo-scandic.com)

[linkedin.com/company/szaboscandic](https://www.linkedin.com/company/szaboscandic)

# MAGEA10 MaxPab mouse polyclonal antibody (B01) MaxPab®

Catalog # : H00004109-B01

規格 : [ 50 uL ]

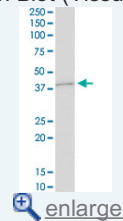
[List All](#)

## Specification

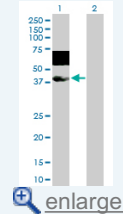
<b>Product Description:</b>	Mouse polyclonal antibody raised against a full-length human MAGEA10 protein.
<b>Immunogen:</b>	MAGEA10 (AAH04105.1, 1 a.a. ~ 370 a.a) full-length human protein.
<b>Sequence:</b>	MPRAPKRQRCMPEEDLQSQSETQGLEGAQAPLAVEEDASSSTSTSSSF PSSFPSSSSSSSSSCYPLIPSTPEEVSADETNPQQSAQIACSSPSVVAS LPLDQSDEGSSSQKEESPSTLQVLPDSESLPRSEIDEKVTDLVQFLLFKY QMKEPITKAEILESVIKNYEDHFPLLFSEASECMLLVFGIDVKEVDPTGHSF VLVTSLGLTYDGM LSDVQSMPKTGILILLSIIFIEGYCTPEEVIWEALNMMG LYDGMEHLIYGEPRKLLTQDWVQENYLEYRQVPGSDPARYEFLWGPRA HAEIRKMSLLKFLAKVNGSDPRSFPLWYEEALKDEEERAQDRIATTDTT AMASASSSATGSFSYPE
<b>Host:</b>	Mouse
<b>Reactivity:</b>	Human
<b>Quality Control Testing:</b>	Antibody reactive against mammalian transfected lysate.
<b>Storage Buffer:</b>	No additive
<b>Storage Instruction:</b>	Store at -20°C or lower. Aliquot to avoid repeated freezing and thawing.
<b>Note:</b>	For IHC and IF applications, antibody purification with Protein A will be needed prior to use.
<b>MSDS:</b>	<a href="#">Download</a>
<b>Datasheet:</b>	<a href="#">Download</a>

## Application Image

Western Blot (Tissue lysate)

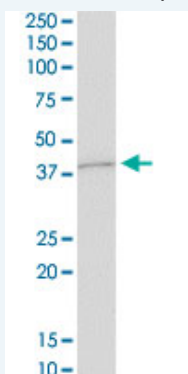


Western Blot (Transfected lysate)



## Applications

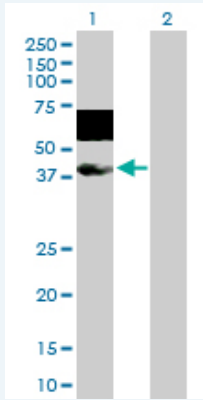
### Western Blot (Tissue lysate)



MAGEA10 MaxPab polyclonal antibody. Western Blot analysis of MAGEA10 expression in human kidney.

[Protocol Download](#)


### Western Blot (Transfected lysate)



Western Blot analysis of MAGEA10 expression in transfected 293T cell line ([H00004109-T03](#)) by MAGEA10 MaxPab polyclonal antibody.

Lane 1: MAGEA10 transfected lysate(40.70 KDa).

Lane 2: Non-transfected lysate.

 [Protocol Download](#)

### Gene Information

**Entrez GeneID:** [4109](#)

**GeneBank  
Accession#:** [BC004105](#)

**Protein  
Accession#:** [AAH04105.1](#)

**Gene Name:** MAGEA10

**Gene Alias:** MAGE10,MGC10599

**Gene  
Description:** melanoma antigen family A, 10

**Omim ID:** [300343](#)

**Gene Ontology:** [Hyperlink](#)

**Gene Summary:** This gene is a member of the MAGEA gene family. The members of this family encode proteins with 50 to 80% sequence identity to each other. The promoters and first exons of the MAGEA genes show considerable variability, suggesting that the existence of this gene family enables the same function to be expressed under different transcriptional controls. The MAGEA genes are clustered at chromosomal location Xq28. They have been implicated in some hereditary disorders, such as dyskeratosis congenita. Two transcript variants encoding the same protein have been found for this gene. [provided by RefSeq]

**Other  
Designations:** MAGE-10 antigen,OTTHUMP00000025894,melanoma-associated antigen 10