



SZABO SCANDIC

Part of Europa Biosite

Produktinformation



Forschungsprodukte & Biochemikalien



Zellkultur & Verbrauchsmaterial



Diagnostik & molekulare Diagnostik



Laborgeräte & Service

Weitere Information auf den folgenden Seiten!
See the following pages for more information!



Lieferung & Zahlungsart

siehe unsere [Liefer- und Versandbedingungen](#)

Zuschläge

- Mindermengenzuschlag
- Trockeneiszuschlag
- Gefahrgutzuschlag
- Expressversand

SZABO-SCANDIC HandelsgmbH

Quellenstraße 110, A-1100 Wien

T. +43(0)1 489 3961-0

F. +43(0)1 489 3961-7

mail@szabo-scandic.com

www.szabo-scandic.com

[linkedin.com/company/szaboscandic](https://www.linkedin.com/company/szaboscandic) 

MAGEA12 MaxPab mouse polyclonal antibody (B01) MaxPab®

Catalog # : H00004111-B01

規格 : [50 uL]

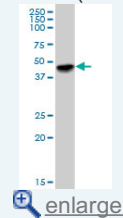
[List All](#)

Specification

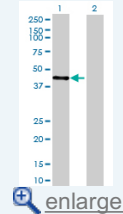
Product Description:	Mouse polyclonal antibody raised against a full-length human MAGEA12 protein.
Immunogen:	MAGEA12 (NP_005358.2, 1 a.a. ~ 314 a.a) full-length human protein.
Sequence:	MPLEQRSQHCKPEEGLEAQGEALGLVGAQAPATEEQETASSSSTLVEV TLREVPAAESPPHSPQGASTLPTTINYTLWSQSDEGSSNEEQEGPST FPDLETSFQVALSRKMAELVHFLLLKYRAREPFTKAEMLGSVIRNFQDFP PVIFSKASEYLQLVFGIEVVEVRIGHLYILVTCLGLSYDGLLGDNQVMPKT GLLIIVLAIIAKEGDCAPEEKIWEELSVLEASDGREDSVFAHPRKLLTQDLV QENYLEYRQVPGSDPACYEFLWGPRLVETSYVKVLHLLKISGGPHISY PPLHEWAFREGEE
Host:	Mouse
Reactivity:	Human
Quality Control Testing:	Antibody reactive against mammalian transfected lysate.
Storage Buffer:	No additive
Storage Instruction:	Store at -20°C or lower. Aliquot to avoid repeated freezing and thawing.
Note:	For IHC and IF applications, antibody purification with Protein A will be needed prior to use.
MSDS:	Download
Datasheet:	Download

Application Image

Western Blot (Cell lysate)

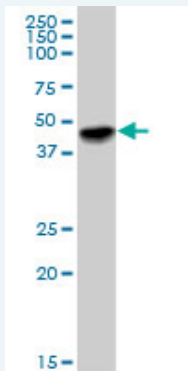


Western Blot (Transfected lysate)



Applications

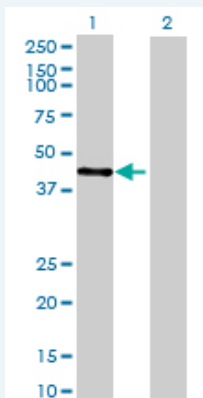
Western Blot (Cell lysate)



MAGEA12 MaxPab polyclonal antibody. Western Blot analysis of MAGEA12 expression in SW-13.

[Protocol Download](#)

Western Blot (Transfected lysate)



Western Blot analysis of MAGEA12 expression in transfected 293T cell line ([H00004111-T01](#)) by MAGEA12 MaxPab polyclonal antibody.

Lane 1: MAGEA12 transfected lysate(34.54 KDa).
Lane 2: Non-transfected lysate.

 [Protocol Download](#)

Gene Information

Entrez GeneID: [4111](#)

GeneBank Accession#: [NM_005367.4](#)

Protein Accession#: [NP_005358.2](#)

Gene Name: MAGEA12

Gene Alias: MAGE12

Gene Description: melanoma antigen family A, 12

Omim ID: [300177](#)

Gene Ontology: [Hyperlink](#)

Gene Summary: This gene is a member of the MAGEA gene family. The members of this family encode proteins with 50 to 80% sequence identity to each other. The promoters and first exons of the MAGEA genes show considerable variability, suggesting that the existence of this gene family enables the same function to be expressed under different transcriptional controls. The MAGEA genes are clustered at chromosomal location Xq28. They have been implicated in some hereditary disorders, such as dyskeratosis congenita. [provided by RefSeq]

Other Designations: OTTHUMP00000024231