



SZABO SCANDIC

Part of Europa Biosite

Produktinformation



Forschungsprodukte & Biochemikalien



Zellkultur & Verbrauchsmaterial



Diagnostik & molekulare Diagnostik



Laborgeräte & Service

Weitere Information auf den folgenden Seiten!
See the following pages for more information!



Lieferung & Zahlungsart

siehe unsere [Liefer- und Versandbedingungen](#)

Zuschläge

- Mindermengenzuschlag
- Trockeneiszuschlag
- Gefahrgutzuschlag
- Expressversand

SZABO-SCANDIC HandelsgmbH

Quellenstraße 110, A-1100 Wien

T. +43(0)1 489 3961-0

F. +43(0)1 489 3961-7

mail@szabo-scandic.com

www.szabo-scandic.com

[linkedin.com/company/szaboscandic](https://www.linkedin.com/company/szaboscandic) 



MARK3 MaxPab mouse polyclonal antibody (B01) MaxPab®

Catalog # : H00004140-B01

規格 : [50 uL]

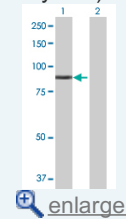
[List All](#)

Specification

Product Description:	Mouse polyclonal antibody raised against a full-length human MARK3 protein.
Immunogen:	MARK3 (AAH24773.1, 1 a.a. ~ 729 a.a) full-length human protein.
Sequence:	MSTRTPPTVNERDTENHTSHGDGRQEVTSRTSRSGARCRNSIASCAD EQPHIGNYRLLKTIGKGNFAKVKLARHILTGREVAIKIIDKTQLNPTSLQKLF REVRIMKILNHPNIVKLFVETIEKTLYLIMEYASGGEVFDYLVAHGRMKEK EARSKFRQIVSAVQYCHQKRIVHRDLKAENLLLDADMNIKADF GFSNEFT VGGKLDTF CGSPPYAAPELFQGKKYDGPVVDVWSLGVILYTLVSGSLPF DGQNLKELRERVLRGYRIPFYMSTDCENLLKRFLVLNPIKRGTLQIMK DRWINAGHEEDELKPFVEPELIDSDQKRIDIMVGMGYSQEEIQESLSKMK YDEITATYLLLGRKSEL DASSSSSNLSLAKVRPSSDLNNSTGQSPHH KVQRSVSSSQKQRRYS DHAGPAIPSVVAYPKRSQTSTADSDLKEDGISS RKSSGSAVGGKGIAPASPMLGNASNPNKADIPERKKSSTVPSSNTASGG MTRRNTYVCSERTTADRHSVIQNGKENSTIPDQRTPVASTHSISSAATPD RIRFPRGTASRSTFHGQPRERRTATYNGPPASPSLSHEATPLSQTRSRG STNLF SKLTKL TRSRNVS AEQKDENKEAKPRSLRFTWSMKTSSMDP GDMMR EIRKVL DANNCDYEQRERFLLFCVHGDGHAENLVQWEMEVCCKL PRLSLNGVRFKRISGTSIAFKNIASKIANELKL
Host:	Mouse
Reactivity:	Human
Quality Control Testing:	Antibody reactive against mammalian transfected lysate.
Storage Buffer:	No additive
Storage Instruction:	Store at -20°C or lower. Aliquot to avoid repeated freezing and thawing.
Note:	For IHC and IF applications, antibody purification with Protein A will be needed prior to use.
MSDS:	 Download
Datasheet:	 Download

Application Image

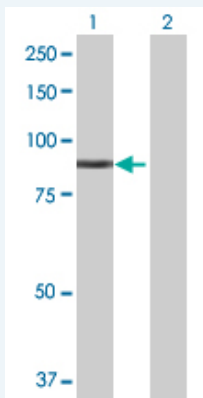
Western Blot (Transfected lysate)



 [enlarge](#)

Applications

Western Blot (Transfected lysate)



Western Blot analysis of MARK3 expression in transfected 293T cell line (H00004140-T01) by MARK3 MaxPab polyclonal antibody.

Lane 1: MARK3 transfected lysate(80.19 KDa).
Lane 2: Non-transfected lysate.

 [Protocol Download](#)

Gene Information

Entrez GeneID: [4140](#)

GeneBank Accession#: [BC024773.1](#)

Protein Accession#: [AAH24773.1](#)

Gene Name: MARK3

Gene Alias: CTAK1,KP78,PAR1A

Gene Description: MAP/microtubule affinity-regulating kinase 3

Omim ID: [602678](#)

Gene Ontology: [Hyperlink](#)

Other Designations: -

Related Disease

[Fractures, Bone Genetic Predisposition to Disease](#) [Obesity](#) [Osteoporosis](#)
[Wounds and Injuries](#)