



# SZABO SCANDIC

Part of Europa Biosite

## Produktinformation



Forschungsprodukte & Biochemikalien



Zellkultur & Verbrauchsmaterial



Diagnostik & molekulare Diagnostik



Laborgeräte & Service

Weitere Information auf den folgenden Seiten!  
See the following pages for more information!



### Lieferung & Zahlungsart

siehe unsere [Liefer- und Versandbedingungen](#)

### Zuschläge

- Mindermengenzuschlag
- Trockeneiszuschlag
- Gefahrgutzuschlag
- Expressversand

### SZABO-SCANDIC HandelsgmbH

Quellenstraße 110, A-1100 Wien

T. +43(0)1 489 3961-0

F. +43(0)1 489 3961-7

[mail@szabo-scandic.com](mailto:mail@szabo-scandic.com)

[www.szabo-scandic.com](http://www.szabo-scandic.com)

[linkedin.com/company/szaboscandic](https://www.linkedin.com/company/szaboscandic) 

# MARK3 purified MaxPab rabbit polyclonal antibody (D01P) MaxPab®

Catalog # : H00004140-D01P

規格 : [ 100 ug ]

List All

## Specification

**Product Description:** Rabbit polyclonal antibody raised against a full-length human MARK3 protein.

**Immunogen:** MARK3 (AAH24773.1, 1 a.a. ~ 729 a.a) full-length human protein.

**Sequence:**  
 MSTRTP LPTVNERDTENHTSHGDGRQEVT SRTSRSGARCRNSIASCAD  
 EQPHIGNYRLLKTIGKGNFAKVKLARHILTGREVAIKIIDKTQLNPTSLQKLF  
 REVRIMKILNHPNIVKLF EVIETEKLYLIMEYASGGEVFDYLV AHGRMKEK  
 EARSKFRQIVSAVQYCHQKRIVHRDLKAENLLDADMNIKIADFGFSNEFT  
 VGGKLDTF CGSPPYAAPEL FQGKKYDGP EVDVWSLGVILYTLVSGSLPF  
 DGQNLKELRERVLRGYRIPFYMSTDCENLLKRFLV LNPIKRGTL EQIMK  
 DRWINAGHEEDELKPFVEPELDISDQKRIDIMVGMGYSQEEIQESLSKMK  
 YDEITATYLLLG RKSS ELDASDSSSSSNLSLAKVRPSSDLNNSTGQSPHH  
 KVQRSVSSSQKQRRYS DHAGPAIPSVVAYPKRSQTSTADSDLKEDGISS  
 RKSSGSAVGGKGIAPASPMLGNASNPNKADIPERKKSSTVPSSNTASGG  
 MTRRNTYVCSERTTADRHSVIQNGKENSTIPDQRTPVASTHSISSAATPD  
 RIRFPRGTASRSTFHGQPRERRTATYNGPPASPSLSHEATPLSQTRSRG  
 STNLF SKLTSKLTRSRNVSAEQKDENKEAKPRSLRFTWSMKTSSMDP  
 GDMMR EIRKVL DANNCDYEQRERFLLFCVHGDGHAENLVQWEMEVCCKL  
 PRLSLNGVRFKRISGTSIAFKNIASKIANELKL

**Host:** Rabbit

**Reactivity:** Human

**Quality Control Testing:** Antibody reactive against mammalian transfected lysate.

**Storage Buffer:** In 1x PBS, pH 7.4

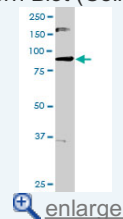
**Storage Instruction:** Store at -20°C or lower. Aliquot to avoid repeated freezing and thawing.

**MSDS:**  [Download](#)

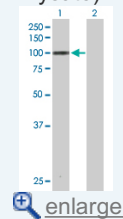
**Datasheet:**  [Download](#)

## Application Image

Western Blot (Cell lysate)

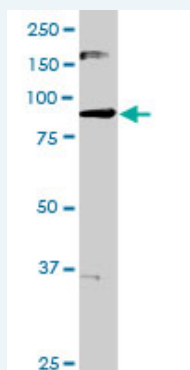


Western Blot (Transfected lysate)



## Applications

Western Blot (Cell lysate)

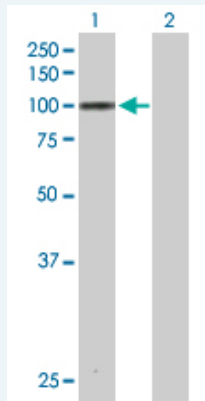


MARK3 MaxPab rabbit polyclonal antibody. Western Blot analysis of MARK3 expression in

HeLa.

 Protocol Download


### Western Blot (Transfected lysate)



Western Blot analysis of MARK3 expression in transfected 293T cell line ([H00004140-T02](#)) by MARK3 MaxPab polyclonal antibody.

Lane 1: MARK3 transfected lysate(81.40 KDa).

Lane 2: Non-transfected lysate.

 Protocol Download

### Gene Information

Entrez GeneID: [4140](#)

GeneBank [BC024773.1](#)  
Accession#:

Protein [AAH24773.1](#)  
Accession#:

Gene Name: MARK3

Gene Alias: CTAK1,KP78,PAR1A

Gene Description: MAP/microtubule affinity-regulating kinase 3

Omim ID: [602678](#)

Gene Ontology: [Hyperlink](#)

Other Designations: -

### Related Disease

[Fractures, Bone Genetic Predisposition to Disease Obesity Osteoporosis Wounds and Injuries](#)

服務條款 | 隱私權政策 | 著作及商標 | 網站地圖

©2016 亞諾法生技股份有限公司 Abnova Corporation. 版權所有.