



SZABO SCANDIC

Part of Europa Biosite

Produktinformation



Forschungsprodukte & Biochemikalien



Zellkultur & Verbrauchsmaterial



Diagnostik & molekulare Diagnostik



Laborgeräte & Service

Weitere Information auf den folgenden Seiten!
See the following pages for more information!



Lieferung & Zahlungsart

siehe unsere [Liefer- und Versandbedingungen](#)

Zuschläge

- Mindermengenzuschlag
- Trockeneiszuschlag
- Gefahrgutzuschlag
- Expressversand

SZABO-SCANDIC HandelsgmbH

Quellenstraße 110, A-1100 Wien

T. +43(0)1 489 3961-0

F. +43(0)1 489 3961-7

mail@szabo-scandic.com

www.szabo-scandic.com

[linkedin.com/company/szaboscandic](https://www.linkedin.com/company/szaboscandic) 

MARS monoclonal antibody (M01), clone 5G5

Catalog # : H00004141-M01

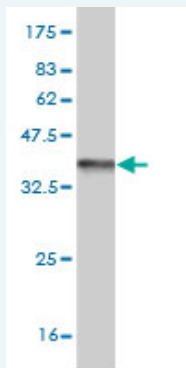
規格 : [100 ug]

[List All](#)

Specification

Product Description:	Mouse monoclonal antibody raised against a partial recombinant MARS.
Immunogen:	MARS (NP_004981, 801 a.a. ~ 899 a.a) partial recombinant protein with GST tag. MW of the GST tag alone is 26 KDa.
Sequence:	LFQKLENDQIESLRQRFGGGQAKTSPKPAWVETVTTAKPQQIQALMDEV TKQGNIVRELKAQKADKNEVAEVAKLLDLKKQLAVAEGKPPEAPKGKKK
Host:	Mouse
Reactivity:	Human
Isotype:	IgG1 Kappa

Quality Control Testing: Antibody Reactive Against Recombinant Protein.



Western Blot detection against Immunogen (36.63 KDa) .

Storage Buffer: In 1x PBS, pH 7.4

Storage Instruction: Store at -20°C or lower. Aliquot to avoid repeated freezing and thawing.

MSDS: [Download](#)


Datasheet: [Download](#)

Applications

Western Blot (Cell lysate)

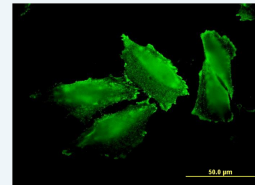
Application Image

Western Blot (Cell lysate)

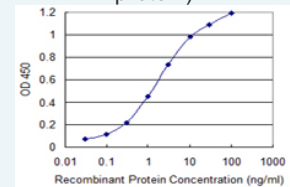


Western Blot (Recombinant protein)

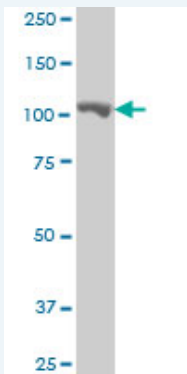
Immunofluorescence



Sandwich ELISA (Recombinant protein)



ELISA



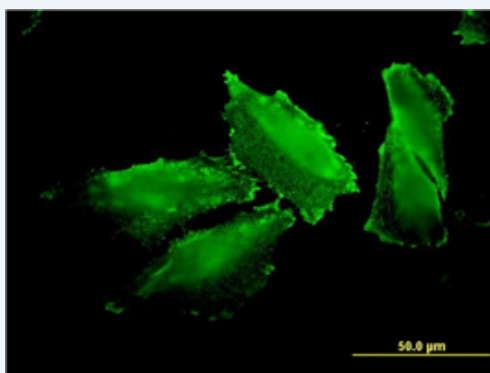
MARS monoclonal antibody (M01), clone 5G5 Western Blot analysis of MARS expression in HepG2 (Cat # L019V1).

[Protocol Download](#)

Western Blot (Recombinant protein)

[Protocol Download](#)

Immunofluorescence

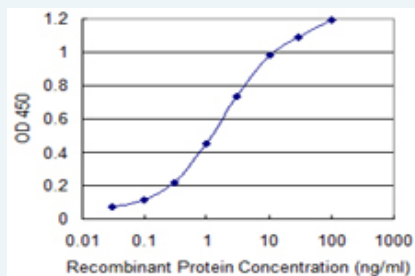


[enlarge this image](#)

Immunofluorescence of monoclonal antibody to MARS on HepG2 cell. [antibody concentration 10 ug/ml]

[Protocol Download](#)

Sandwich ELISA (Recombinant protein)



Detection limit for recombinant GST tagged MARS is 0.03 ng/ml as a capture antibody.

[Protocol Download](#)

ELISA

Gene Information

Entrez GeneID: [4141](#)

GeneBank [NM_004990](#)

Accession#:

Protein [NP_004981](#)

Accession#:

Gene Name: MARS

Gene Alias: FLJ35667,METRS,MTRNS

Gene methionyl-tRNA synthetase

Description:

Omim ID: [156560](#)

Gene Ontology: [Hyperlink](#)

Gene Summary: Aminoacyl-tRNA synthetases are a class of enzymes that charge tRNAs with their cognate amino acids. The protein encoded by this gene belongs to the class I family of tRNA synthetases. [provided by RefSeq]

Other Designations: methionine tRNA ligase 1, cytoplasmic, methionine-tRNA synthetase

Gene Pathway

[Aminoacyl-tRNA biosynthesis](#) [Selenoamino acid metabolism](#)

Related Disease

[Cardiovascular Diseases](#) [Diabetes Mellitus, Type 2](#) [Edema](#)
[Genetic Predisposition to Disease](#) [Prostatic Neoplasms](#)

[服務條款](#) | [隱私權政策](#) | [著作及商標](#) | [網站地圖](#)

©2016 亞諾法生技股份有限公司 Abnova Corporation. 版權所有.