



# SZABO SCANDIC

Part of Europa Biosite

## Produktinformation



Forschungsprodukte & Biochemikalien



Zellkultur & Verbrauchsmaterial



Diagnostik & molekulare Diagnostik



Laborgeräte & Service

Weitere Information auf den folgenden Seiten!  
See the following pages for more information!



### Lieferung & Zahlungsart

siehe unsere [Liefer- und Versandbedingungen](#)

### Zuschläge

- Mindermengenzuschlag
- Trockeneiszuschlag
- Gefahrgutzuschlag
- Expressversand

### SZABO-SCANDIC HandelsgmbH

Quellenstraße 110, A-1100 Wien

T. +43(0)1 489 3961-0

F. +43(0)1 489 3961-7

[mail@szabo-scandic.com](mailto:mail@szabo-scandic.com)

[www.szabo-scandic.com](http://www.szabo-scandic.com)

[linkedin.com/company/szaboscandic](https://www.linkedin.com/company/szaboscandic) 

# MATN1 purified MaxPab mouse polyclonal antibody (B01P) MaxPab®

Catalog # : H00004146-B01P

規格 : [ 50 ug ]

[List All](#)

## Specification

**Product Description:** Mouse polyclonal antibody raised against a full-length human MATN1 protein.

**Immunogen:** MATN1 (AAI60064.1, 1 a.a. ~ 496 a.a) full-length human protein.

**Sequence:**  
 MRVLSGTSMLCSLLLLLQALCSPGLAPQSRGHLCRTRPTDLVFVVDSS  
 RSVRPVEFEKVKVFLSQVIESLDVGNATRVGMVNYASTVKQEFSLRAH  
 VSKAALLQAVRRIQPLSTGTMTGLAIQFAITKAFGDAEGGRSRSPDISKV  
 VIVVTDGRPQDSVQDVSARARASGVLELFAIGVGSVDKATLRQIASEPQD  
 EHM DYVESYSVIEKLSRKFQEAFCVVS D LCATGDHDCEQVCISSPGSYTC  
 ACHEGFTLNSDGKTCNVCSGGGGSSATDLVFLIDGSKSVRPENFELVKK  
 FISQIVDTLDVSDKLAQVGLVQYSSSVRQEFPLGRFHTKKDIKAAVRNMS  
 YMEKGTMTGAALKYLIDNSFTVSSGARPGAQKVGIVFTDGRSQDYINDA  
 AKKAKDLGFKMFAVGVGNAVEDELREIASEPVAEHYFYTADFKTINQIGK  
 KLQKKICVEEDPCACESLVKFKQKVEGLLQALTRKLEAVSKRLAILENTVV

**Host:** Mouse

**Reactivity:** Human

**Quality Control Testing:** Antibody reactive against mammalian transfected lysate.

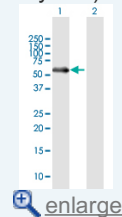
**Storage Buffer:** In 1x PBS, pH 7.4

**Storage Instruction:** Store at -20°C or lower. Aliquot to avoid repeated freezing and thawing.

**Datasheet:**  [Download](#)

## Application Image

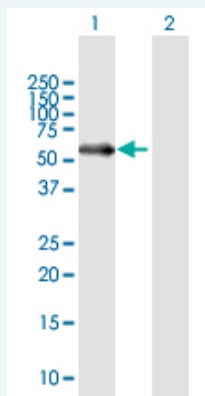
Western Blot (Transfected lysate)



 [enlarge](#)


## Applications

### Western Blot (Transfected lysate)



Western Blot analysis of MATN1 expression in transfected 293T cell line (H00004146-T01) by MATN1 MaxPab polyclonal antibody.

Lane 1: MATN1 transfected lysate(54.56 KDa).  
 Lane 2: Non-transfected lysate.

 [Protocol Download](#)

## Gene Information

---

**Entrez GeneID:** [4146](#)

---

**GeneBank  
Accession#:** [BC160064.1](#)

---

**Protein  
Accession#:** [AAI60064.1](#)

---

**Gene Name:** MATN1

---

**Gene Alias:** CMP,CRTM

---

**Gene  
Description:** matrilin 1, cartilage matrix protein

---

**Omim ID:** [115437](#)

---

**Gene Ontology:** [Hyperlink](#)

---

**Gene Summary:** This gene encodes a member of von Willebrand factor A domain containing protein family. This family of proteins are thought to be involved in the formation of filamentous networks in the extracellular matrices of various tissues. Mutations of this gene have been associated with variety of inherited chondrodysplasias. [provided by RefSeq]

---

**Other  
Designations:** OTTHUMP00000003805, cartilage matrix protein

---

## Related Disease

---

[Genetic Predisposition to Disease](#) [Osteoarthritis](#) [Prognathism](#) [Scoliosis](#)

---

[服務條款](#) | [隱私權政策](#) | [著作及商標](#) | [網站地圖](#)

©2016 亞諾法生技股份有限公司 Abnova Corporation. 版權所有.