



SZABO SCANDIC

Part of Europa Biosite

Produktinformation



Forschungsprodukte & Biochemikalien



Zellkultur & Verbrauchsmaterial



Diagnostik & molekulare Diagnostik



Laborgeräte & Service

Weitere Information auf den folgenden Seiten!
See the following pages for more information!



Lieferung & Zahlungsart

siehe unsere [Liefer- und Versandbedingungen](#)

Zuschläge

- Mindermengenzuschlag
- Trockeneiszuschlag
- Gefahrgutzuschlag
- Expressversand

SZABO-SCANDIC HandelsgmbH

Quellenstraße 110, A-1100 Wien

T. +43(0)1 489 3961-0

F. +43(0)1 489 3961-7

mail@szabo-scandic.com

www.szabo-scandic.com

[linkedin.com/company/szaboscandic](https://www.linkedin.com/company/szaboscandic) 

MATN2 purified MaxPab rabbit polyclonal antibody (D01P) MaxPab®

Catalog # : H00004147-D01P

規格 : [100 ug]

[List All](#)

Specification

Product Description: Rabbit polyclonal antibody raised against a full-length human MATN2 protein.

Immunogen: MATN2 (NP_085072.2, 1 a.a. ~ 937 a.a) full-length human protein.

Sequence:
 MEKMLAGCFLILGQIVLLPAEARERSRGRSISRGRHARTHHPQTALLESS
 CENKRADLVFIIDSSRSVNTHDYAKVKEFVDILQFLDIGPDVTRVGLLQYG
 STVKNEFSLKTFKRKSEVERAVKRMRLSTGTMTGLAIQYALNIAFSEAE
 GARPLRENVPRVIMIVTDGRPQDSVAEVAAKARDTGLIFAIQVGVQVDFNT
 LKSIGSEPHEDHMFVLVANSQIETLTSVFQKKLCTAHMCSTLEHNCAHFCI
 NIPGSYVCRCKQGYILNSDQTTCRIQDLCAMEDHNCEQLCVNVPGSFVC
 QCYSGYALAEADGKRCVAVDYCASENHGCEHECVNADGSYLCQCHEGF
 ALNPDKKTCTKIDYCASSNHGCQHECVNTDDSYSCHCLKGFTLNPDKKT
 CRRINICALNKPGEHECVNMEESSYCRCHRGYTLDPNGKTC SRVDHC
 AQQDHGCEQLCLNTEDSFVCQCSEGF LINEDLKTCSRVDYCLLSDHGC
 EYSCVNMDRSFACQCPEGHVLRSDGKCAKLDSCALGDHGCEHSCVSS
 EDSFVCQCFEGYILREDGKTCRRKDVCAIDHGCEHCVNSDDSYTCEC
 LEGFRLAEDGKRCRRKDVCKSTHHGCEHCVNNGNSYICKCEGFLVLA
 DGRRCKKCTEGPIDLVFVIDGSKSLGEENFEVVKQFVTGIIDSLTISPKAA
 RVGLLQYSTQVHTEFTLRNFNSAKDMKKAVAHMKYMGKGSMTGLALKH
 MFERSFTQGEGARPLSTRVPRAAIVTDGRAQDDVSEWASKAKANGIT
 MYAVGVGKAIEEELQEIASEPTNKHLFYAEDFSTMDEISEKLLKKGICEALE
 DSDGRQDSPAGELPKTVQQPTVQHRYLFEEDNLLRSTQKLSHSTKPSG
 SPLEEKHDQCKCENLIMFQNLANEEVRKLTQRLEEMTQRMEALENRLRY
 R

Host: Rabbit

Reactivity: Human

Quality Control Testing: Antibody reactive against mammalian transfected lysate.

Storage Buffer: In 1xPBS, pH 7.4

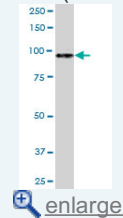
Storage Instruction: Store at -20°C or lower. Aliquot to avoid repeated freezing and thawing.

MSDS: [Download](#)

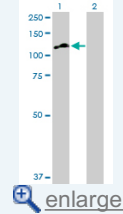
Datasheet: [Download](#)

Application Image

Western Blot (Tissue lysate)

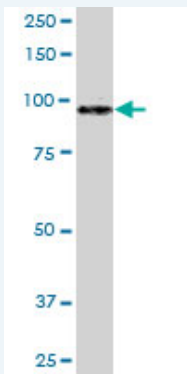


Western Blot (Transfected lysate)



Applications


Western Blot (Tissue lysate)



MATN2 MaxPab rabbit polyclonal antibody. Western Blot analysis of MATN2 expression in human kidney.

 [Protocol Download](#)

Western Blot (Transfected lysate)



Western Blot analysis of MATN2 expression in transfected 293T cell line ([H00004147-T01](#)) by MATN2 MaxPab polyclonal antibody.

Lane 1: MATN2 transfected lysate(104.80 KDa).

Lane 2: Non-transfected lysate.

 [Protocol Download](#)

Gene Information

Entrez GeneID: [4147](#)

GeneBank [NM_030583.2](#)
Accession#:

Protein [NP_085072.2](#)
Accession#:

Gene Name: MATN2

Gene Alias: -

Gene [matrilin 2](#)
Description:

Omim ID: [602108](#)

Gene Ontology: [Hyperlink](#)

Gene Summary: This gene encodes a member of the von Willebrand factor A domain containing protein family. This family of proteins is thought to be involved in the formation of filamentous networks in the extracellular matrices of various tissues. This protein contains five von Willebrand factor A domains. The specific function of this gene has not yet been determined. Two transcript variants encoding different isoforms have been found for this gene. [provided by RefSeq]

Other -
Designations:

Related Disease

[Cardiovascular Diseases](#) [Diabetes Mellitus, Type 2](#) [Edema](#)
[Genetic Predisposition to Disease](#) [Thyroid Neoplasms](#)

[服務條款](#) | [隱私權政策](#) | [著作及商標](#) | [網站地圖](#)

©2016 亞諾法生技股份有限公司 Abnova Corporation. 版權所有.