



# SZABO SCANDIC

Part of Europa Biosite

## Produktinformation



Forschungsprodukte & Biochemikalien



Zellkultur & Verbrauchsmaterial



Diagnostik & molekulare Diagnostik



Laborgeräte & Service

Weitere Information auf den folgenden Seiten!  
See the following pages for more information!



### Lieferung & Zahlungsart

siehe unsere [Liefer- und Versandbedingungen](#)

### Zuschläge

- Mindermengenzuschlag
- Trockeneiszuschlag
- Gefahrgutzuschlag
- Expressversand

### SZABO-SCANDIC HandelsgmbH

Quellenstraße 110, A-1100 Wien

T. +43(0)1 489 3961-0

F. +43(0)1 489 3961-7

[mail@szabo-scandic.com](mailto:mail@szabo-scandic.com)

[www.szabo-scandic.com](http://www.szabo-scandic.com)

[linkedin.com/company/szaboscandic](https://www.linkedin.com/company/szaboscandic) 

## MAZ monoclonal antibody (M01), clone 3D2

Catalog # : H00004150-M01

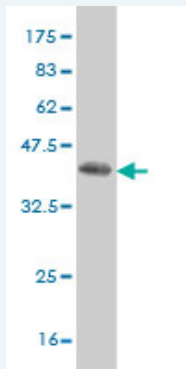
規格 : [ 100 ug ]

[List All](#)

### Specification

<b>Product Description:</b>	Mouse monoclonal antibody raised against a partial recombinant MAZ.
<b>Immunogen:</b>	MAZ (NP_002374, 332 a.a. ~ 440 a.a) partial recombinant protein with GST tag. MW of the GST tag alone is 26 KDa.
<b>Sequence:</b>	YQCPVCQQRFRKRDMSYHVRSHDGAHVHKPYNCSHCGKSF SRPDHLN SHVRQVHSTERPFKCEKCEAAFATKDRLRAHTVRHEEKVPCHVCGKML SSAYISDHMKVHSQ
<b>Host:</b>	Mouse
<b>Reactivity:</b>	Human
<b>Isotype:</b>	IgG2b Kappa

**Quality Control Testing:** Antibody Reactive Against Recombinant Protein.



Western Blot detection against Immunogen (37.73 KDa) .

**Storage Buffer:** In 1x PBS, pH 7.4

**Storage Instruction:** Store at -20°C or lower. Aliquot to avoid repeated freezing and thawing.

**MSDS:** [Download](#)

**Datasheet:** [Download](#)

### Applications

**Western Blot (Recombinant protein)**

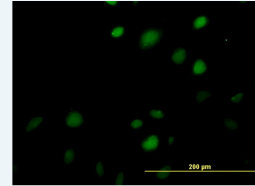
[Protocol Download](#)

**Immunofluorescence**

### Application Image

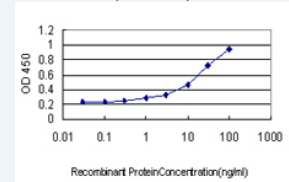
Western Blot (Recombinant protein)

Immunofluorescence



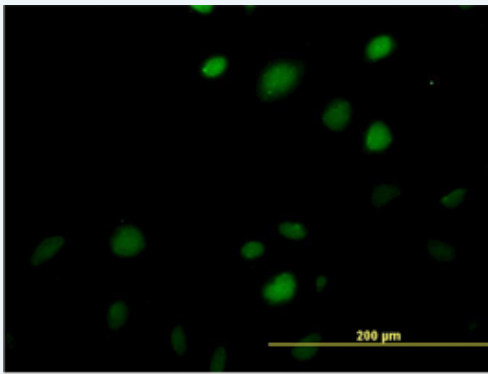
[enlarge](#)

Sandwich ELISA (Recombinant protein)



[enlarge](#)

ELISA

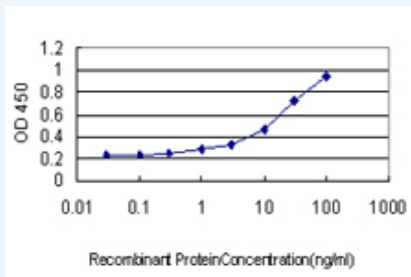


[enlarge this image](#)

Immunofluorescence of monoclonal antibody to MAZ on HeLa cell. [antibody concentration 35 ug/ml]

[Protocol Download](#)

### Sandwich ELISA (Recombinant protein)



Detection limit for recombinant GST tagged MAZ is approximately 0.3ng/ml as a capture antibody.

[Protocol Download](#)

### ELISA

### Gene Information

**Entrez GeneID:** [4150](#)

**GeneBank Accession#:** [NM\\_002383](#)

**Protein Accession#:** [NP\\_002374](#)

**Gene Name:** MAZ

**Gene Alias:** PUR1,Pur-1,SAF-1,SAF-2,ZF87,ZNF801,Zif87

**Gene Description:** MYC-associated zinc finger protein (purine-binding transcription factor)

**Omim ID:** [600999](#)

**Gene Ontology:** [Hyperlink](#)

**Other Designations:** MYC-associated zinc finger protein,purine-binding transcription factor,serum amyloid A activating factor 1,serum amyloid A activating factor 2,zinc-finger protein, 87 kilodaltons

### Related Disease

[Autistic Disorder Genetic Predisposition to Disease](#)

