



SZABO SCANDIC

Part of Europa Biosite

Produktinformation



Forschungsprodukte & Biochemikalien



Zellkultur & Verbrauchsmaterial



Diagnostik & molekulare Diagnostik



Laborgeräte & Service

Weitere Information auf den folgenden Seiten!
See the following pages for more information!



Lieferung & Zahlungsart

siehe unsere [Liefer- und Versandbedingungen](#)

Zuschläge

- Mindermengenzuschlag
- Trockeneiszuschlag
- Gefahrgutzuschlag
- Expressversand

SZABO-SCANDIC HandelsgmbH

Quellenstraße 110, A-1100 Wien

T. +43(0)1 489 3961-0

F. +43(0)1 489 3961-7

mail@szabo-scandic.com

www.szabo-scandic.com

[linkedin.com/company/szaboscandic](https://www.linkedin.com/company/szaboscandic)

MBD1 monoclonal antibody (M02), clone 2C7

Catalog # : H00004152-M02

規格 : [100 ug]

[List All](#)

Specification

Product Description: Mouse monoclonal antibody raised against a partial recombinant MBD1.

Immunogen: MBD1 (NP_056671, 415 a.a. ~ 508 a.a) partial recombinant protein with GST tag. MW of the GST tag alone is 26 KDa.

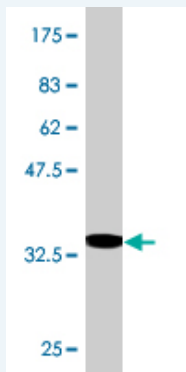
Sequence: HHLGPTLKPTLATRTAQP DHTQAPTKQEAGGGFVLP PPGTDLVFLREG ASSPVQVPGPVAASTEALLQEAQC SGLSWVVALPQVKQEKADTQDE

Host: Mouse

Reactivity: Human

Isotype: IgG2b Kappa

Quality Control Testing: Antibody Reactive Against Recombinant Protein.



Western Blot detection against Immunogen (36.08 KDa) .

Storage Buffer: In 1x PBS, pH 7.4

Storage Instruction: Store at -20°C or lower. Aliquot to avoid repeated freezing and thawing.

MSDS: [Download](#)

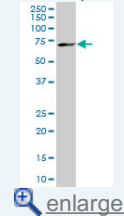
Datasheet: [Download](#)

Applications

Western Blot (Cell lysate)

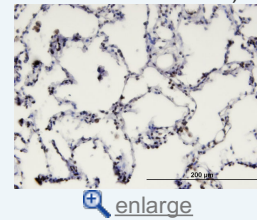
Application Image

Western Blot (Cell lysate)

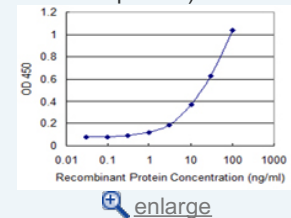


Western Blot (Recombinant protein)

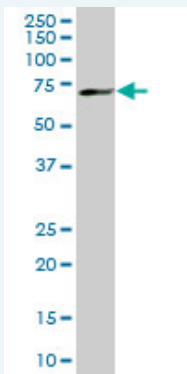
Immunohistochemistry (Formalin/PFA-fixed paraffin-embedded sections)



Sandwich ELISA (Recombinant protein)



ELISA



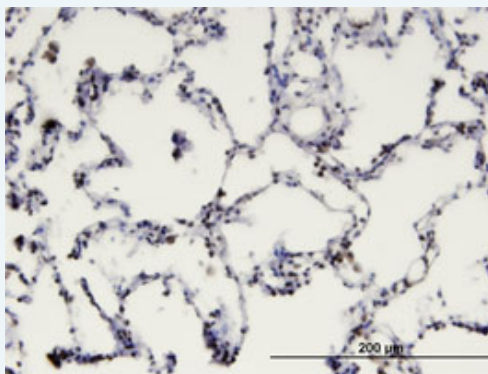
MBD1 monoclonal antibody (M02), clone 2C7. Western Blot analysis of MBD1 expression in IMR-32 (Cat # L008V1).

[Protocol Download](#)

Western Blot (Recombinant protein)

[Protocol Download](#)

Immunohistochemistry (Formalin/PFA-fixed paraffin-embedded sections)

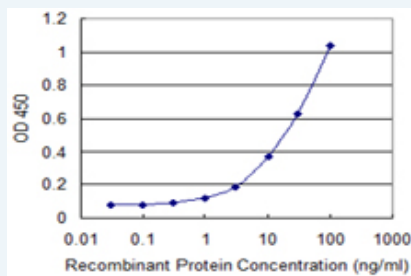


[enlarge this image](#)

Immunoperoxidase of monoclonal antibody to MBD1 on formalin-fixed paraffin-embedded human lung. [antibody concentration 3 ug/ml]

[Protocol Download](#)

Sandwich ELISA (Recombinant protein)



Detection limit for recombinant GST tagged MBD1 is 0.3 ng/ml as a capture antibody.

[Protocol Download](#)

ELISA

Gene Information

Entrez GeneID: [4152](#)

GeneBank [NM_015846](#)

Accession#:

Protein [NP_056671](#)

Accession#:

Gene Name: MBD1

Gene Alias: CXXC3,PCM1,RFT

Gene methyl-CpG binding domain protein 1

Description:

Omim ID: [156535](#)

Gene Ontology: [Hyperlink](#)

Gene Summary: DNA methylation is the major modification of eukaryotic genomes and plays an essential role in mammalian development. Human proteins MECP2, MBD1, MBD2, MBD3, and MBD4 comprise a family of nuclear proteins related by the presence in each of a methyl-CpG binding domain (MBD). Each of these proteins, with the exception of MBD3, is capable of binding specifically to methylated DNA. MECP2, MBD1 and MBD2 can also repress transcription from methylated gene promoters. Five transcript variants of the MBD1 are generated by alternative splicing resulting in protein isoforms that contain one MBD domain, two to three cysteine-rich (CXXC) domains, and some differences in the COOH terminus. All five transcript variants repress transcription from methylated promoters; in addition, variants with three CXXC domains also repress unmethylated promoter activity. MBD1 and MBD2 map very close to each other on chromosome 18q21. [provided by RefSeq]

Other Designations: OTTHUMP00000163504,OTTHUMP00000163506,OTTHUMP00000163507,methyl-CpG binding domain protein 1 isoform PCM1,the regulator of fibroblast growth factor 2 (FGF-2) transcription

Related Disease

[Adenocarcinoma](#) [Carcinoma, Non-Small-Cell Lung](#) [Genetic Predisposition to Disease](#) [Head and Neck Neoplasms](#) [Lung Neoplasms](#) [Neoplasm Recurrence, Local](#) [Neoplasms, Second Primary](#)

[服務條款](#) | [隱私權政策](#) | [著作及商標](#) | [網站地圖](#)

©2016 亞諾法生技股份有限公司 Abnova Corporation. 版權所有.