



SZABO SCANDIC

Part of Europa Biosite

Produktinformation



Forschungsprodukte & Biochemikalien



Zellkultur & Verbrauchsmaterial



Diagnostik & molekulare Diagnostik



Laborgeräte & Service

Weitere Information auf den folgenden Seiten!
See the following pages for more information!



Lieferung & Zahlungsart

siehe unsere [Liefer- und Versandbedingungen](#)

Zuschläge

- Mindermengenzuschlag
- Trockeneiszuschlag
- Gefahrgutzuschlag
- Expressversand

SZABO-SCANDIC HandelsgmbH

Quellenstraße 110, A-1100 Wien

T. +43(0)1 489 3961-0

F. +43(0)1 489 3961-7

mail@szabo-scandic.com

www.szabo-scandic.com

[linkedin.com/company/szaboscandic](https://www.linkedin.com/company/szaboscandic) 

MCC purified MaxPab mouse polyclonal antibody (B01P) MaxPab®

Catalog # : H00004163-B01P

規格 : [50 ug]

[List All](#)

Specification

Product Description: Mouse polyclonal antibody raised against a full-length human MCC protein.

Immunogen: MCC (NP_002378.1, 1 a.a. ~ 829 a.a) full-length human protein.

Sequence:
MNSGVAMKYGNDSSAELSELHSAALASLKGDIVELNKRLQQTERERDLL
EKKLAKAQCEQSHLMREHEDVQERTTLRYEERITELHSVIAELNKKIDRLQ
GTTIREEDEYSELRSELSQSQHEVNEDSRSMDDQDTSVSIPENQSTMVT
ADMDNCSDLNSELQRVLTGLENVVCGRKKSSCSLSVAEVDRIEQLTTA
SEHCDLAIKTVEEIEGVLGRDLYPNLAEERSRWEKELAGLREENESLTAM
LCSKEEELNRTKATMNAIREERDRLRRRVRELQTRLQSVQATGPSSPGR
LTSTNRPINPSTGELSTSSSSNDIPIAKIAERVKLSKTRSESSSSDRPVLGS
EISSIGVSSVAEHLAHSLLQDCSNIQEIFQTLYSHGSAISESKIREFEVETER
LNSRIEHLKSNQDLLTITLLEECKSNAERMSMLVGKYESNATALRLALQYSE
QCIEAYELLLALAESEQSLILGQFRAAGVGSPPGDQSGDENITQMLKRAH
DCRKAENAALKALLMKLDGSCGGAFVAVAGCSVQPWESLSSNSHTSTTS
STASSCDTEFTKEDEQRLKDYIQQKNDRAAVKLTMLELESIHIDPLSYDV
KPRGDSQRLDLENAVLMQELMAMKEEMAELKAQLYLLEKEKKALELKLS
TREAQEQAYLVHIEHLKSEVEEQEQRMRSLSSSTSSGSKDKPGKECADA
ASPALSLAELRTTCSENELAAEFTNAIRREKCLKARVQELVSALERLTKSS
EIRHQQSAEFVNDLKRANSNLVAAYEKAKKKHQNKLKKLESQMMAMVER
HETQVRMLKQRIALLEEENS RPHTNETSL

Host: Mouse

Reactivity: Human

Quality Control Testing: Antibody reactive against mammalian transfected lysate.

Storage Buffer: In 1x PBS, pH 7.4

Storage Instruction: Store at -20°C or lower. Aliquot to avoid repeated freezing and thawing.

MSDS:  [Download](#)


Datasheet:  [Download](#)

Applications

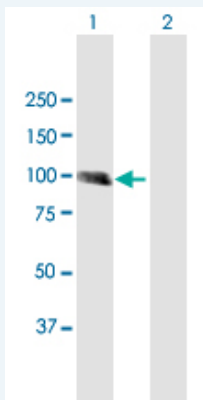
Western Blot (Transfected lysate)

Application Image

Western Blot (Transfected lysate)




 [enlarge](#)



Western Blot analysis of MCC expression in transfected 293T cell line (H00004163-T01) by MCC MaxPab polyclonal antibody.

Lane1:MCC transfected lysate(91.19 KDa).
Lane2:Non-transfected lysate.

 [Protocol Download](#)

Gene Information

Entrez GeneID: [4163](#)

GeneBank Accession#: [NM_002387](#)

Protein Accession#: [NP_002378.1](#)

Gene Name: MCC

Gene Alias: DKFZp762O1615,FLJ38893,FLJ46755,MCC1

Gene Description: mutated in colorectal cancers

Omim ID: [159350](#)

Gene Ontology: [Hyperlink](#)

Gene Summary: This gene is a candidate colorectal tumor suppressor gene that is thought to negatively regulate cell cycle progression. The orthologous gene in the mouse expresses a phosphoprotein associated with the plasma membrane and membrane organelles, and overexpression of the mouse protein inhibits entry into S phase. Multiple transcript variants encoding different isoforms have been found for this gene. [provided by RefSeq]

Other Designations: -

Related Disease

[Cerebral Hemorrhage](#) [Dermatitis](#) [Atopic Genetic Predisposition to Disease](#) [Hypertension](#) [Intracranial Hemorrhages](#) [Stroke](#) [Subarachnoid Hemorrhage](#) [Tobacco Use Disorder](#)