



SZABO SCANDIC

Part of Europa Biosite

Produktinformation



Forschungsprodukte & Biochemikalien



Zellkultur & Verbrauchsmaterial



Diagnostik & molekulare Diagnostik



Laborgeräte & Service

Weitere Information auf den folgenden Seiten!
See the following pages for more information!



Lieferung & Zahlungsart

siehe unsere [Liefer- und Versandbedingungen](#)

Zuschläge

- Mindermengenzuschlag
- Trockeneiszuschlag
- Gefahrgutzuschlag
- Expressversand

SZABO-SCANDIC HandelsgmbH

Quellenstraße 110, A-1100 Wien

T. +43(0)1 489 3961-0

F. +43(0)1 489 3961-7

mail@szabo-scandic.com

www.szabo-scandic.com

[linkedin.com/company/szaboscandic](https://www.linkedin.com/company/szaboscandic)

MCM3 monoclonal antibody (M04), clone 2H3

Catalog # : H00004172-M04

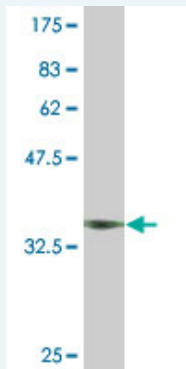
規格 : [100 ug]

[List All](#)

Specification

Product Description:	Mouse monoclonal antibody raised against a partial recombinant MCM3.
Immunogen:	MCM3 (NP_002379, 699 a.a. ~ 808 a.a) partial recombinant protein with GST tag. MW of the GST tag alone is 26 KDa.
Sequence:	AKDGDSYDPYDFSDTEEEMPQVHTPKTADSQETKESQKVELSESRLKA FKVALLDVFREAHAQSIGMNRLTESINRDSEEPFSSVEIQAALSKMQDDN QVMVSEGIIFLI
Host:	Mouse
Reactivity:	Human
Isotype:	IgG2a Kappa

Quality Control Testing: Antibody Reactive Against Recombinant Protein.



Western Blot detection against Immunogen (37.84 KDa) .

Storage Buffer: In 1x PBS, pH 7.4

Storage Instruction: Store at -20°C or lower. Aliquot to avoid repeated freezing and thawing.

MSDS: [Download](#)

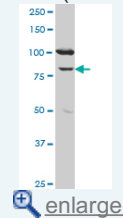
Datasheet: [Download](#)

Applications

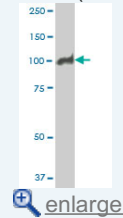
Western Blot (Tissue lysate)

Application Image

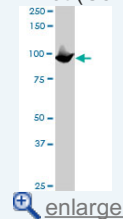
Western Blot (Tissue lysate)



Western Blot (Cell lysate)

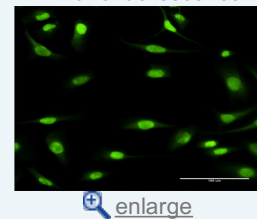


Western Blot (Cell lysate)

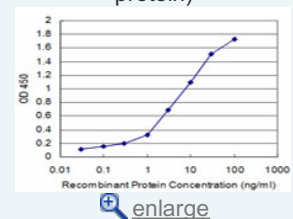


Western Blot (Recombinant protein)

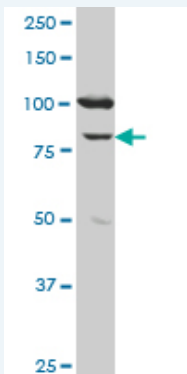
Immunofluorescence



Sandwich ELISA (Recombinant protein)




ELISA



MCM3 monoclonal antibody (M04), clone 2H3. Western Blot analysis of MCM3 expression in human ovarian cancer.

 [Protocol Download](#)

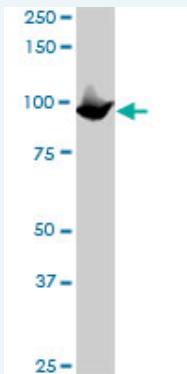
Western Blot (Cell lysate)



MCM3 monoclonal antibody (M04), clone 2H3. Western Blot analysis of MCM3 expression in HeLa S3 NE (Cat # L013V3).

 [Protocol Download](#)


Western Blot (Cell lysate)



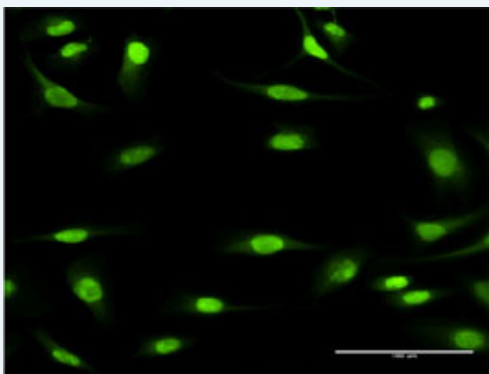
MCM3 monoclonal antibody (M04), clone 2H3. Western Blot analysis of MCM3 expression in Y-79 (Cat # L042V1).

 [Protocol Download](#)

Western Blot (Recombinant protein)

 [Protocol Download](#)

Immunofluorescence

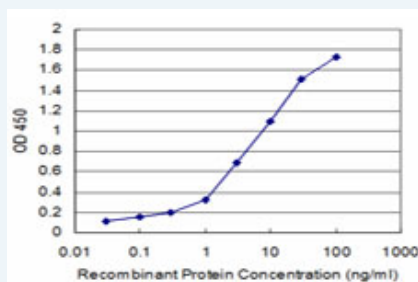


[enlarge this image](#)

Immunofluorescence of monoclonal antibody to MCM3 on HeLa cell . [antibody concentration 10 ug/ml]

[Protocol Download](#)

Sandwich ELISA (Recombinant protein)



Detection limit for recombinant GST tagged MCM3 is approximately 0.1ng/ml as a capture antibody.

[Protocol Download](#)

ELISA

Gene Information

Entrez GeneID: [4172](#)

GeneBank Accession#: [NM_002388](#)

Protein Accession#: [NP_002379](#)

Gene Name: MCM3

Gene Alias: HCC5,MGC1157,P1-MCM3,P1.h,RLFB

Gene Description: minichromosome maintenance complex component 3

Omim ID: [602693](#)

Gene Ontology: [Hyperlink](#)

Gene Summary: The protein encoded by this gene is one of the highly conserved minichromosome maintenance proteins (MCM) that are involved in the initiation of eukaryotic genome replication. The hexameric protein complex formed by MCM proteins is a key component of the pre-replication complex (pre_RC) and may be involved in the formation of replication forks and in the recruitment of other DNA replication related proteins. This protein is a subunit of the protein complex that consists of MCM2-7. It has been shown to interact directly with MCM5/CDC46. This protein also interacts with, and thus is acetylated by MCM3AP, a chromatin-associated acetyltransferase. The acetylation of this protein inhibits the initiation of DNA replication and cell cycle progression. [provided by RefSeq]

Other DNA polymerase alpha holoenzyme-associated protein P1,DNA
Designations: replication factor MCM3,MCM3 minichromosome maintenance deficient
3,OTTHUMP00000016600,cervical cancer proto-oncogene 5,hRif beta
subunit,minichromosome maintenance deficient 3,replication licensin

Gene Pathway

[Cell cycle](#) [DNA replication](#)

[服務條款](#) | [隱私權政策](#) | [著作及商標](#) | [網站地圖](#)

©2016 亞諾法生技股份有限公司 Abnova Corporation. 版權所有.