



SZABO SCANDIC

Part of Europa Biosite

Produktinformation



Forschungsprodukte & Biochemikalien



Zellkultur & Verbrauchsmaterial



Diagnostik & molekulare Diagnostik



Laborgeräte & Service

Weitere Information auf den folgenden Seiten!
See the following pages for more information!



Lieferung & Zahlungsart

siehe unsere [Liefer- und Versandbedingungen](#)

Zuschläge

- Mindermengenzuschlag
- Trockeneiszuschlag
- Gefahrgutzuschlag
- Expressversand

SZABO-SCANDIC HandelsgmbH

Quellenstraße 110, A-1100 Wien

T. +43(0)1 489 3961-0

F. +43(0)1 489 3961-7

mail@szabo-scandic.com

www.szabo-scandic.com

[linkedin.com/company/szaboscandic](https://www.linkedin.com/company/szaboscandic) 



DNAJB9 monoclonal antibody (M09), clone 3G4

Catalog # : H00004189-M09

規格 : [100 ug]

[List All](#)

Specification

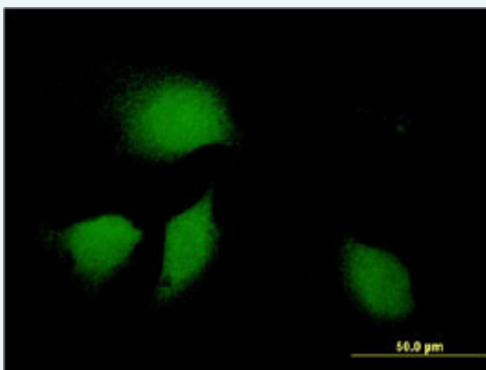
Product Description:	Mouse monoclonal antibody raised against a partial recombinant DNAJB9.
Immunogen:	DNAJB9 (NP_036460.1, 114 a.a. ~ 223 a.a) partial recombinant protein with GST tag. MW of the GST tag alone is 26 KDa.
Sequence:	NFDDLKDFGFFGQNTGSKKRFENHFQTRQDGGSSRQRHHFQEFS FGGLFDDMFEDMEKMFSGFDSTNQHTVQ TENRFHGSSKHCVT QRRGNMVTYDTCGQ
Host:	Mouse
Reactivity:	Human
Isotype:	IgG2a Kappa
Quality Control Testing:	Antibody Reactive Against Recombinant Protein.
Storage Buffer:	In 1x PBS, pH 7.4
Storage Instruction:	Store at -20°C or lower. Aliquot to avoid repeated freezing and thawing.
MSDS:	 Download
Datasheet:	 Download

Publication Reference

1. [The unfolded protein response governs integrity of the haematopoietic stem-cell pool during stress.](#)
van Galen P, Kreso A, Mbong N, Kent DG, Fitzmaurice T, Chambers JE, Xie S, Laurenti E, Hermans K, Eppert K, Marciniak SJ, Goodall JC, Green AR, Wouters BG, Wienholds E, Dick JENature. 2014 Apr 28. doi: 10.1038/nature13228.

Applications

Immunofluorescence

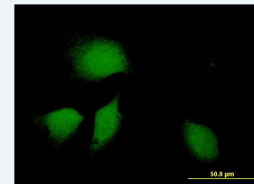



 [enlarge this image](#)

Immunofluorescence of monoclonal antibody to DNAJB9 on HeLa cell . [antibody concentration 10 ug/ml]

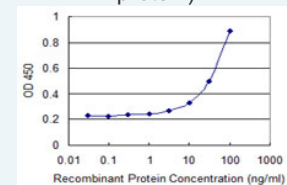
Application Image


Immunofluorescence



 [enlarge](#)

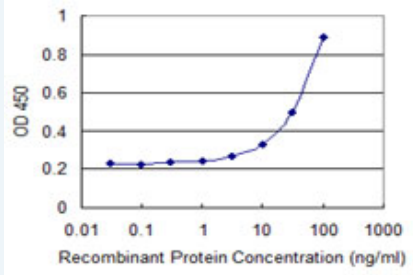
Sandwich ELISA (Recombinant protein)



 [enlarge](#)

ELISA

Sandwich ELISA (Recombinant protein)



Detection limit for recombinant GST tagged DNAJB9 is 1 ng/ml as a capture antibody.

ELISA

Gene Information

Entrez GeneID: [4189](#)

GeneBank [NM_012328](#)
Accession#:

Protein [NP_036460.1](#)
Accession#:

Gene Name: DNAJB9

Gene Alias: DKFZp564F1862, ERdj4, MDG1, MST049, MSTP049

Gene Description: DnaJ (Hsp40) homolog, subfamily B, member 9

Omim ID: [602634](#)

Gene Ontology: [Hyperlink](#)

Other Designations: endoplasmic reticulum DnaJ homolog 4, microvascular endothelial differentiation gene 1

Related Disease

[Kidney Failure, Chronic](#)