



SZABO SCANDIC

Part of Europa Biosite

Produktinformation



Forschungsprodukte & Biochemikalien



Zellkultur & Verbrauchsmaterial



Diagnostik & molekulare Diagnostik



Laborgeräte & Service

Weitere Information auf den folgenden Seiten!
See the following pages for more information!



Lieferung & Zahlungsart

siehe unsere [Liefer- und Versandbedingungen](#)

Zuschläge

- Mindermengenzuschlag
- Trockeneiszuschlag
- Gefahrgutzuschlag
- Expressversand

SZABO-SCANDIC HandelsgmbH

Quellenstraße 110, A-1100 Wien

T. +43(0)1 489 3961-0

F. +43(0)1 489 3961-7

mail@szabo-scandic.com

www.szabo-scandic.com

[linkedin.com/company/szaboscandic](https://www.linkedin.com/company/szaboscandic) 

ME1 purified MaxPab rabbit polyclonal antibody (D01P) MaxPab®

Catalog # : H00004199-D01P

規格 : [100 ug]

[List All](#)

Specification

Product Description: Rabbit polyclonal antibody raised against a full-length human ME1 protein.

Immunogen: ME1 (NP_002386.1, 1 a.a. ~ 572 a.a) full-length human protein.

Sequence:
 MEPEAPRRRHTHQRGYLLTRNPHLNKDLAFTLEERQQLNIHGLLPPSFN
 SQEIQLRVVKNFEHLNSDFDRYLLMLDQDRNEKLFYRVLTSIEKFMPI
 VYTPTVGLACQQYSLVFRKPRGLFITIHDRGHASVLNAWPEDVIKAVT
 DGERILGLGDLGCMGIPVGKLALYTACGGMNPQECLPVILDVGTENE
 ELLKDPLYIGLRQRRVRGSEYDDFLDEFMEAVSSKYGMNCLIQFEDFAN
 VNAFRLLNKYRNQYCTFNDDIQGTASVAVAGLLAALRITKNKLSQQTILFQ
 GAGEAALGIAHLVMALEKEGLPKEKAIKKIWLVDKGLIVKGRASLTQEKE
 KFAHEHEEMKNLEAIVQEIKPTALIGVAAIGGAFSEQILKDMAAFNERPIIFA
 LSNPTSKAECSAEQCYKITKGRAIFASGSPFDPVTLPNGQTLYPGQGN
 SYVFPGVALGVACGLRQITDNIFLTTAEVIAQQVSDKHLEEGRLYPPLNT
 IRDVSLKIAEKIVKDAYQEKTATVYPEPQNKEAFVRSQMYSTDYDQILPDC
 YSWPEEVQKIQTKVDDQ

Host: Rabbit

Reactivity: Human

Quality Control Testing: Antibody reactive against mammalian transfected lysate.

Storage Buffer: In 1x PBS, pH 7.4

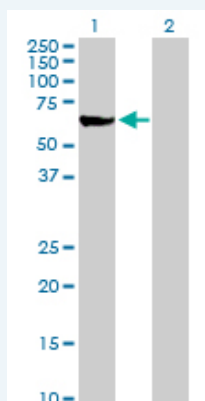
Storage Instruction: Store at -20°C or lower. Aliquot to avoid repeated freezing and thawing.

MSDS: [Download](#)

Datasheet: [Download](#)

Applications


Western Blot (Transfected lysate)



Western Blot analysis of ME1 expression in transfected 293T cell line (H00004199-T01) by ME1 MaxPab polyclonal antibody.

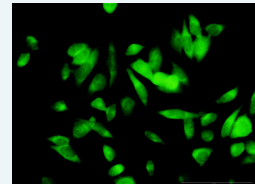
Application Image

Western Blot (Transfected lysate)



[enlarge](#)

Immunofluorescence

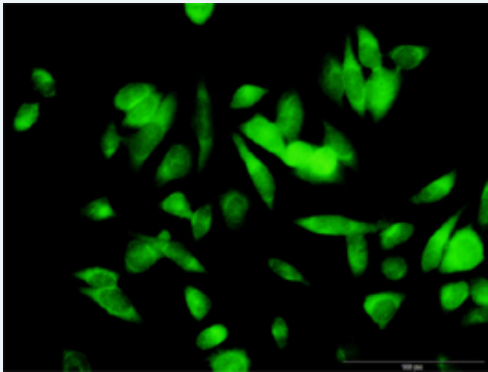


[enlarge](#)

Lane 1: ME1 transfected lysate(64.10 KDa).
Lane 2: Non-transfected lysate.

 [Protocol Download](#)

Immunofluorescence



 [enlarge this image](#)

Immunofluorescence of purified MaxPab antibody to ME1 on HeLa cell. [antibody concentration 30 ug/ml]

 [Protocol Download](#)

Gene Information

Entrez GeneID: [4199](#)

GeneBank Accession#: [NM_002395.3](#)

Protein Accession#: [NP_002386.1](#)

Gene Name: ME1

Gene Alias: HUMNDME,MES

Gene Description: malic enzyme 1, NADP(+)-dependent, cytosolic

Omim ID: [154250](#)

Gene Ontology: [Hyperlink](#)

Gene Summary: This gene encodes a cytosolic, NADP-dependent enzyme that generates NADPH for fatty acid biosynthesis. The activity of this enzyme, the reversible oxidative decarboxylation of malate, links the glycolytic and citric acid cycles. The regulation of expression for this gene is complex. Increased expression can result from elevated levels of thyroid hormones or by higher proportions of carbohydrates in the diet. [provided by RefSeq]

Other Designations: Malic enzyme, cytoplasmic, NADP-dependent malic enzyme, OTTHUMP00000016792, cytosolic malic enzyme 1, malate dehydrogenase, malic enzyme 1, soluble, pyruvic-malic carboxylase

Gene Pathway

[Biosynthesis of alkaloids derived from histidine and purine](#)
[Biosynthesis of alkaloids derived from ornithine, lysine and nicotinic acid](#)
[Biosynthesis of alkaloids derived from shikimate pathway](#)
[Biosynthesis of alkaloids derived from terpenoid and polyketide](#)
[Biosynthesis of terpenoids and steroids](#) [Carbon fixation in photosynthetic organisms](#)
[Metabolic pathways](#) [PPAR signaling pathway](#) [Pyruvate metabolism](#)

Related Disease

[Lung Neoplasms](#)

[服務條款](#) | [隱私權政策](#) | [著作及商標](#) | [網站地圖](#)

©2016 亞諾法生技股份有限公司 Abnova Corporation. 版權所有.